



Welcome to the VFC Big Top – New Staff In-Service

2026 Arizona Immunization Conference

Name: Rose Ann Beans, MCPIP VFC Provider Representative
Date: April 14th – 15th, 2026

Agenda

- VFC Program Basics
- VFC Documents
- Reporting Requirements
- Vaccine Storage and Handling Essentials
- ASIIS
- Eligibility and Documentation
- Tips for Staying Compliance and Confident



Financial Disclosures

- Rose Ann Beans, faculty for this CE activity, has no relevant financial relationship(s) with ineligible companies to disclose.
- None of the planners for this activity have relevant financial relationships to disclose with ineligible companies.
- The Arizona Alliance for Community Health Centers is accredited by the Arizona Medical Association to provide medical education for physicians.
- The Arizona Alliance for Community Health Centers designated the 2026 Arizona Immunization Conference educational activity for a maximum of 11 hours AMA PRA Category 1 Credits Physicians should only claim credit commensurate with the extent of their participation in the activity.
- The Arizona Pharmacy Association is accredited by the Accreditation Council for Pharmacy Education (ACPE) as a provider of continuing pharmacy education.



VFC Program Basics

What is the VFC Program?

- Federally funded vaccine program
- Provides vaccines at no cost to eligible children
- Established in 1994
- Administered nationally by CDC
- Implemented locally by county/state health departments






Why the VFC Program Matters

- Protects children from vaccine-preventable diseases
- Reduce financial barriers to vaccination
- Increase vaccination coverage nationwide
- Support public health and community immunity



Vaccines for Children
Protecting America's children every day

The Vaccines for Children (VFC) program helps ensure that all children have a better chance of getting their recommended vaccines. VFC has helped prevent disease and save lives.

CDC estimates that vaccination of children born between 1994 and 2023 will:

- prevent **508 million** illnesses
(32 million hospitalizations)  more than the current population of the entire U.S.A.
- help avoid **1,129,000** deaths
greater than the population of Seattle, WA 
- save nearly **\$2.7 trillion** in total societal costs
(that includes \$540 billion in direct costs)  more than \$8,000 for each American

Updated 2023 analysis using methodology from "The Effect of Immunization on the Vaccines for Children Program in the United States, 1994-2022"

 www.cdc.gov/vaccines/vfcprogram/ 



VFC Documents

Arizona VFC Operations Guide

- Official reference for AZ VFC providers
- Policies, procedures, and requirements
- Updated regularly
- Must follow for compliance

About This Guide

The Arizona Vaccines for Children (VFC) Operations Guide:

- reflects current Arizona VFC program policies and processes
- defines Arizona VFC requirements and outlines the steps or components necessary to meet the requirements

Design

Sections are color-coded for easy reference.

Table of Contents
Summary of VFC Program Requirements
Module 1 – VFC Vaccine Accountability and Management Plan
Module 2 – VFC Program Participation Requirements
Module 3 – VFC Eligibility and Requirements
Module 4 – Arizona State Immunization Information System (ASIS)
Module 5 – Vaccine Storage and Handling
Module 6 – Vaccine Management Activities and Reporting
Module 7 – Vaccine Ordering
Module 8 – Vaccine Administration and VAERS
Module 9 – Arizona Immunization Program Office Provider Visits
Module 10 – Fraud and Abuse/Discipline Process

VFC programmatic requirements for provider offices are indicated by a grey box with a green check icon.



Important and supplemental information can be found in boxes throughout the Guide.

Best practices are noted throughout the document.

MCPIP/BIZS Website and Resources

- [Maricopa County Phoenix Immunization Program \(MCPIP\) | Maricopa County, AZ](#)
- [ADHS - Arizona Immunization Program - Vaccines for Children \(VFC\) - VFC Operations Guide and Resources](#)
- Access to ops guide, forms, incident reporting, resources, and job aids
- Important point of contact for providers

VAMP (Vaccine Accountability & Management Plan)

- Annual requirement
- Identifies key vaccine staff
- Outlines vaccine management procedures
- Must be updated when primary or backup staff change
- Must be updated when data logger calibration certificates change, cold storage units are added or removed
- Must be posted on any cold storage unit storing VFC vaccines

VFC Vaccine Accountability and Management Plan

Office Name:	Phone:
Address:	
Facility Pin#:	

By signing this form, I certify on behalf of myself and all immunization staff in this facility as listed on the VFC Provider Agreement and below, that I have read and agree to the Vaccine Accountability & Management Plan items listed and understand I am accountable (and each listed person is individually accountable) for compliance with these requirements.
 All signatures from the signing physician, primary and back-up coordinators and the office manager (if the site has one) are required.

Signing Provider signature:	Date:
Print Name:	
Signing Provider email:	Signing Provider phone:
Office Manager signature:	Date:
Print Name:	
Office Manager email:	Office Manager phone:
VFC Coordinator signature:	Date:
Print Name:	
VFC Coordinator email:	VFC Coordinator phone:
VFC Back up Coordinator signature:	Date:
Print Name:	
VFC Back up Coordinator email:	VFC Back up Coordinator phone:

Submit a revised Vaccine Accountability and Management Plan to the AIPO (Arizona Immunization Program Office) EVERY TIME facility changes occur (including changes in staff).

Vaccines must be maintained within the manufacturer's temperature requirements in order to remain viable to administer to patients. Below list the emergency vaccine storage location that staff will transport vaccine to in the event of a storage unit malfunction, extended power failure, natural disaster or other emergency that might compromise the appropriate vaccine storage. [\(Module 6\)](#).

Emergency storage facility

Name:	Pin#:
Address:	
Phone number:	
Contact at facility:	
Major cross streets:	

Useful Contacts	Name	Phone Number
Electricity company		
Building maintenance		
Building security company		
Storage unit maintenance & repair		

Training Certificates

- Annual training required for Primary and Backup Coordinators
- AIPO Train certificates expired in 365 days
- CDC, You Call the Shots certificates expire 12/31 (Module 10 (Storage and Handling) or 16 (Vaccine for Children))
- Proof of completed VFC training
- Must be kept on file
- Required for compliance visits



DDL Calibration Certificate

- Must include model and serial number
- Must list calibration date and expiration date
- Must indicate device is in tolerance or pass
- Must state device confirms to ISO 17025 or is traceable to NIST standards
- Provider must re-calibrate data loggers before certificate expiration

Certificate of Calibration Certificate: CSI-159349

Customer Information **Equipment Information**

Customer: Cochise Health & Social Services Equipment ID: 55967
Address: 1415 Melody Lane, Bldg A Model No: VFC350 ←
City, State Zip: Bisbee AZ 85603 Manufacturer: Lascar
Serial No: 988B AD.21.17.74 ←
Location:

Calibration Summary

Calibrated: 07/22/2022 ←
Cal Due Date: 07/22/2023 ←
Temp: 70F +/- 10 As Found: In Tolerance ←
Humidity: 50% +/- 20 Result: Pass ←
Technician: Samantha Edwards Bldg 1

Remarks:


Measurement Group 1

Tolerance	Units	As Found	Result	Procedures
Tolerance (+/-)	0.5 °F	In Tolerance	Pass	CSI-CWB-1 R4

Desc	Nominal	Limits		As Found			As Left (Cal Status)		
		Upper	Lower	Actual	Error	Result	Actual	Error	Result
	05.00	05.50	04.50	04.97	-00.03	Pass	04.97	-00.03	Pass
	41.00	41.50	40.50	40.98	-00.02	Pass	40.98	-00.02	Pass

Equip ID	Model	Description	Cal Due
CSI Thermo 7	4000	Thermistor - Thermometer	03/23/2023
Water Bath 6	PD15R-30-A11B	Water Bath	01/10/2023
Water Bath 7	PD15R-30-A11B	Water Bath	01/10/2023



Control Solutions, Inc. certifies that the above equipment has been calibrated using instrumentation capable of producing results that are traceable through NIST to the International System of Units (SI). Control Solutions, Inc. is accredited to ISO/IEC 17025:2017. Measurement uncertainty = 0.12 C, utilizing a coverage factor of K=2 to approximate 95% confidence level.

Quality Inspected By 

This certificate cannot be reproduced, except in full, without the specific written permission of Control Solutions, Inc.

Control Solutions
35851 Industrial Way, Suite D
St. Helens, OR 97051
Phone: (888) 311-0636 Fax: (503)543-6411

Page 1 of 2 Printed on 7/22/2022 8:59:42 AM



ACCREDITATION#78234



Required Reporting

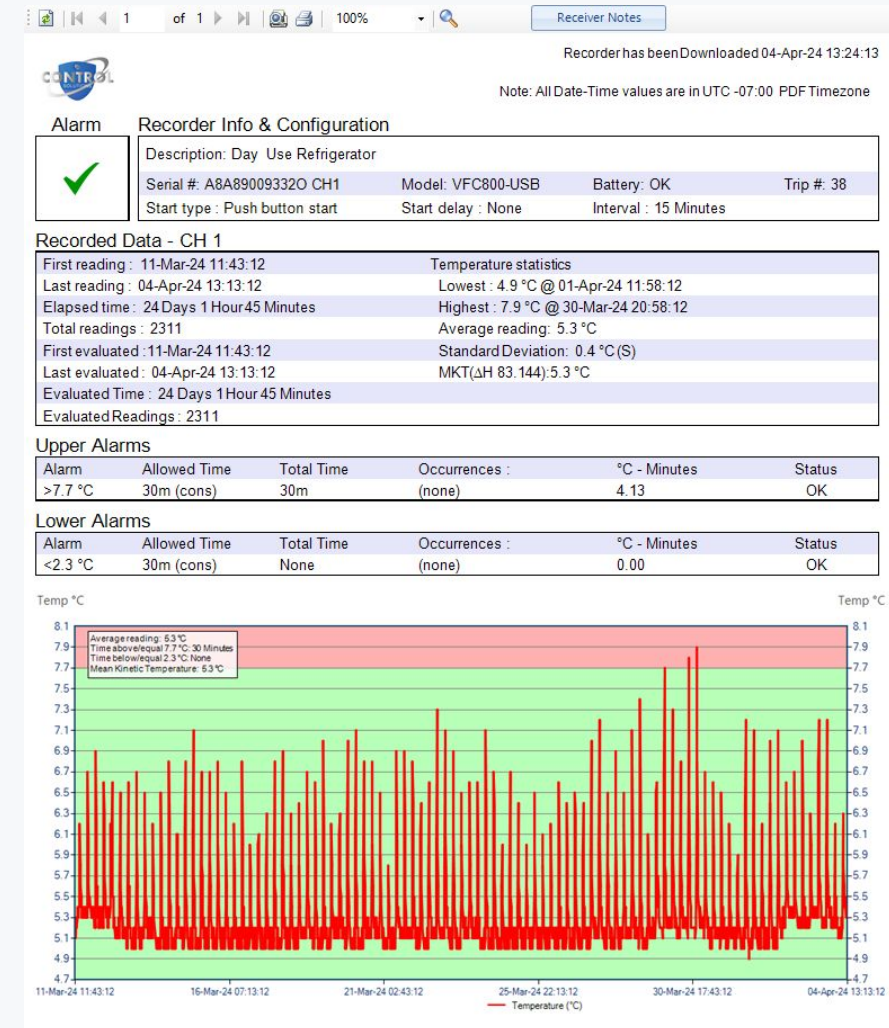
Digital Data Loggers

Data loggers are required to monitor VFC vaccines at **ALL** times

Must include:

1. Temperature probe in buffered material (usually glycol)
2. Active temperature display on the outside of the unit
3. Continuous temperature monitoring and recording
4. Capacity to download data in approved format (.xls, .txt, .csv)
5. Recommended: alarm for out-of-range temperatures
6. Able to display MIN/MAX temperatures

Required reporting: download and review temperatures bi-weekly, submit DDL reports monthly whether an order is placed or not and save DDL reports on shard drive or network



VFC Paper Temperature Logs

At the start of the workday

- Document exact time of reading
- Document minimum and maximum temperature for the previous 24 hours
- Note the temperature scale (F or C)
- Include the staff initials

Arrangements must be made to monitor temperatures if office will be closed for more than 4-days



VFC Refrigerator Temperature Log

Month/Year:	VFC Pin #:
Provider Name:	Units/Rooms:
Contact Person:	<i>(identify which units you are recording temps for)</i>

The refrigerated vaccine safety zone is between 36.0° and 46.0° F (2.0° and 8.0° C), with 40.0° F being ideal. The Frozen vaccine safety zone is 5.0°F (-15.0°C) or lower. 0.0° F or colder is ideal.

Exact time, min/max temperature to the tenth place for past 24hrs, circle F or C and initials are REQUIRED for each entry

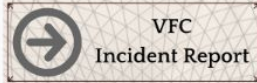

DATE	TIME	(RG) MIN	(RG) MAX	INITIALS	DATE	TIME	(RG) MIN	(RG) MAX	INITIALS
1 st	AM	°F °C	°F °C		17 th	AM	°F °C	°F °C	
2 nd	AM	°F °C	°F °C		18 th	AM	°F °C	°F °C	
3 rd	AM	°F °C	°F °C		19 th	AM	°F °C	°F °C	
4 th	AM	°F °C	°F °C		20 th	AM	°F °C	°F °C	
5 th	AM	°F °C	°F °C		21 st	AM	°F °C	°F °C	
6 th	AM	°F °C	°F °C		22 nd	AM	°F °C	°F °C	
7 th	AM	°F °C	°F °C		23 rd	AM	°F °C	°F °C	
8 th	AM	°F °C	°F °C		24 th	AM	°F °C	°F °C	


Provider Profile Change Form

- Must be completed when VFC Coordinators or Office Manager change
 - ✓ The training certificates and VAMP be uploaded to the form
- Used to add additional backup coordinators
- Required when office staff need ASIIS access
- Required to remove ASIIS access for staff

Date: March 13, 2026

Welcome to the Arizona State Immunization Information System (ASIIS)
Web Application



ASIIS Provider Profile Change form

Date M-D-Y

If interested in interfacing electronically from your EHR to the ASIIS application to transfer patient and immunization record information, please complete this [Initial Interest Form](#).

Please note that these forms cannot be used to enroll in the [VFC program](#).

For Password Reset Only and you know your ASIIS username - [Forgot Password?](#)

Full Name of the person filling out the form
* must provide value

Email address of the person filling out the form
* must provide value
This email will only be used to contact you if additional information is needed. You will not receive login access.

Confirm email address of the person filling out the form
* must provide value

Select the programs the facility participates in.

Select all that apply * must provide value

VFC

VFA

None of the above



Storage and Handling

Approved Vaccine Cold Storage Unit

- Use of pharmaceutical-grade storage units designed for vaccines
- Commercial-grade cold storage units are also approved
- Dual-control household units being onboarded **cannot use the freezer compartment**

Dorm-style units are **NEVER** allowed under any circumstances



Space Availability Requirements

- Providers must have adequate space in cold storage units year-round
- Units must accommodate vaccine supply during peak seasons
- Peak times include Back-to-School, Flu season and RSV season
- Overcrowding must be avoided to maintain proper airflow and temperatures



Storage Requirements

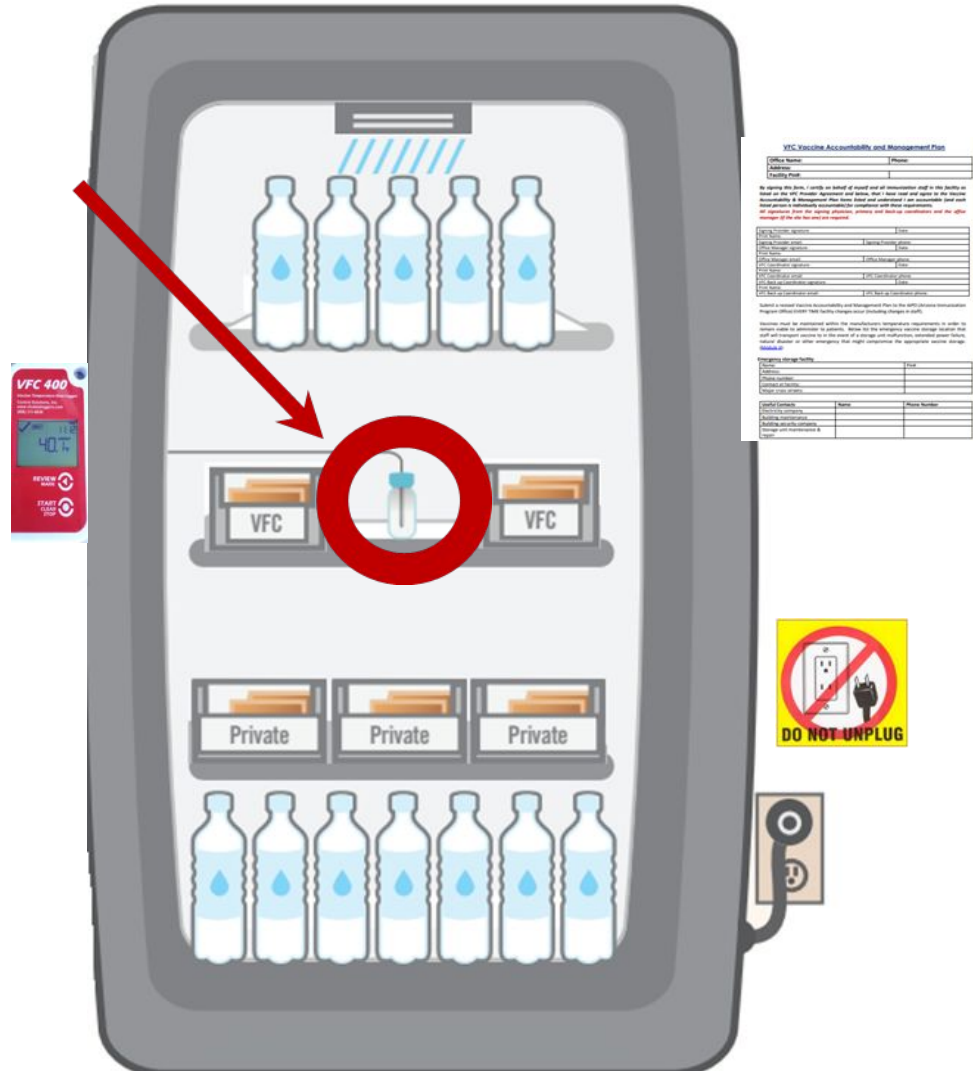
- Refrigerators must store vaccines at 36.0°F to 46.0°F (2.0°C to 8.0°C)
- Freezer must store vaccines at -58.0°F to +5.0°F (-50.0°C to -15.0°C)
- Only one unit should be plugged into each outlet for safety
- “Do Not Unplug” signs are required next to all outlets powering VFC units
- “Circuit Breaker” labels must identify the correct breaker number and include emergency contact name and phone number



Organizing and Storing Vaccines in Storage Units

- Store VFC vaccines on middle shelves only
- Do **NOT** store VFC vaccines on top shelf or floor, in doors, or in vegetable crispers
- Vaccines are heat – and light-sensitive; keep in original boxes with lids closed
- Place soon-to-expire vaccines at the front of the unit
- Place water bottles on the top shelf, floor, and door racks to stabilize temperatures
- Follow manufacturer guidance before using water bottles in pharmaceutical-grade units
- Data logger display must be outside the unit; probe placed on a middle shelf with vaccines.

Water Bottles are required in **ALL** units containing VFC vaccines unless directed otherwise by manufacturer guidance.



Vaccines are heat and light sensitive. Keep in original boxes that remain closed. Place soon to expire vaccines in the front.

Temperature Excursions – Immediate Actions

- Isolate affected vaccines in the correct storage unit
- Label vaccines clearly as “Do Not Use”
- Do **NOT** discard or administer until guidance is received
- Coordinator must begin incident reporting immediately





Temperature Excursions – Reporting Requirement


- Incidents include excursions, power outages, theft, and data logger failures
- Report through: ASIIS homepage or VFC Ops Guide and Resources page – “Incident Report”
- All excursions must be reported to MCP/IP/BIZS immediately

Welcome to the Arizona State Immunization Information System (ASIIS)
Web Application



 <https://redcapaipo.azdhs.gov/surveys/?s=AY3C74XEPTWDXJ4H>

 ArizonaVFC@azdhs.gov

 602.364.3642

Temperature Incident Instructions

1. Isolate the vaccines in the affected unit, label them DO NOT USE and keep them in the affected unit. Do not administer any doses exposed to out of range temperatures.
2. Download the data logger report(s) from the data logger monitoring the affected unit(s).
3. Determine how long the unit was out of appropriate temperature range and the highest and/or lowest out of range temperature documented on the data logger report.
 - If any vaccines in the affected unit have been involved in a previous temperature incident, you will need to include the time of the previous incident and the highest/lowest out of range temperature the vaccines were exposed to in your report to the manufacturer(s).

Appropriate temperature ranges:

- Refrigerator: 2.0°C to 8.0°C **OR** 36.0°F to 46.0°F
- Standard Freezer: -50.0°C to -15.0°C **OR** -58.0°F to 5.0°F
- Ultra Low Temp Freezer: -130.0°F to -76.0°F **OR** -90.0°C to -60.0°C

Temperature Excursions – Option 1

Option 1 – MCPIP/BIZS Processes the Incident:

- ✓ MCPIP/BIZS reviews report, data logger files, and past incidents
- ✓ MCPIP/BIZS contacts manufacturers to determine viability
- ✓ Do NOT assume vaccines must be wasted
- ✓ Keep isolated and monitor daily

Timeline: typically, 3-5 business days

The screenshot shows the 'Vaccine Incident Report - BIZS Process' form. At the top left is the Arizona Department of Health Services logo. At the top right are accessibility icons (AAA and a grid). The title 'Vaccine Incident Report - BIZS Process' is in a red-bordered box. Below it is the Bureau of Immunization Services (BIZS) name and contact information: Email: ArizonaVFC@azdhs.gov | Phone: (602) 364-3642 | Fax: (602) 364-3276. A red warning box contains the text: 'Please ensure you have all the information ready before completing this form. Once the BIZS receives all required completed incident documents, providers will receive a response regarding the viability of the VFC vaccines from the BIZS in 3-5 business days. Incident reports will be processed in the order they are received. DO NOT ASSUME THE VACCINES MUST BE WASTED! While BIZS is determining viability, the vaccine should be continuously monitored by a data logger with temperatures recorded twice daily, including Min/Max, remain isolated in the unit and marked "Do Not Use".' Below this is the 'Provider Information' section with input fields for Facility Pin Number, Facility Name, Full name of staff reporting the vaccine incident, Email (with 40 characters remaining), Phone Number, and Extension (with 6 characters remaining). The 'Vaccine Incident Overview and Temperature Data' section has a checkbox for 'This incident involves' with options for VFC vaccine and VFA vaccine.


Temperature Excursions – Option 2

Option 2 – Provider Contacts Manufacturer(s)

- ✓ Provider manages the entire process
- ✓ Follow-up Temperature Incident Instruction & Checklist
- ✓ Contact manufacturer(s) for viability determination
- ✓ Submit manufacturer viability statement + data logger reports to MCPIP/BIZS
- ✓ Disclose all previous incidents to manufacturer(s)

If spoiled:

- ✓ No prior history: provide 3-full days of in-range temperatures
- ✓ Prior history: provide 5-full days of in-range temperatures

 ARIZONA
DEPARTMENT OF
HEALTH SERVICES

AAA
☰ ☱

Vaccine Incident Report - Provider Process

Bureau of Immunization Services (BIZS)
Email: ArizonaVFC@azdhs.gov | Phone: (602) 364-3642 | Fax: (602) 364-3276

Please ensure you have reviewed the [Temperature Incident Instructions](#) and have all the information ready *before* completing this form

Provider Information

Facility Pin Number Facility Name

Full name of staff reporting the vaccine incident

Email 40 characters remaining Phone Number Extension 6 characters remaining

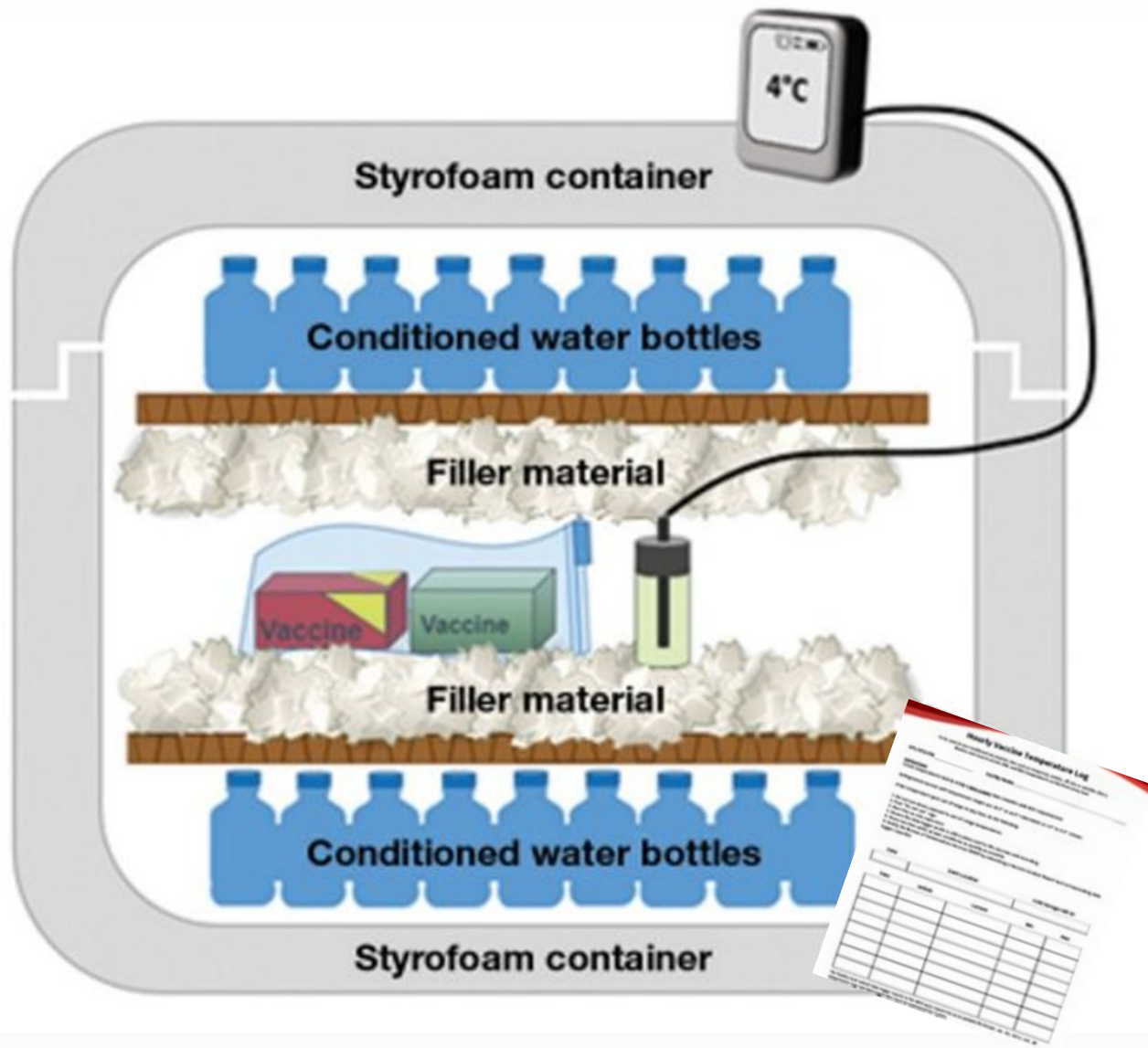
Were the vaccines isolated in the affected unit, labeled **"DO NOT USE"** and kept in the affected unit pending manufacturer's determination? Yes No reset

* must provide value

This vaccine incident involves:
 VFC vaccine VFA vaccine

How to pack your vaccines for transport/transfer


- Transport allowed ONLY for emergencies or AZ VFC-approved transfers
- Freezer vaccine transfers require MCPIP/BIZS approval
- Varicella and MMRV may NOT be transferred unless emergency or MCPIP/BIZS-approved
- Condition frozen water bottles; use hard-sided cooler (Styrofoam only as last resort)
- Line cooler with conditioned water bottles, cardboard, insulation; keep vaccines centered in original packaging
- Place buffered DDL probe in center; display outside; record hourly temperatures
- Maintain 36°F–46°F (2°C–8°C) during transport
- Excursions require quarantine, “DO NOT USE,” and submit an incident to MCPIP/BIZS





ASIIS/VOMS

What is ASIIS?



ARIZONA
DEPARTMENT OF
HEALTH SERVICES

Date: January 08, 2026

Welcome to the Arizona State Immunization Information System (ASIIS) Web Application

- Main
 - Home
 - Login
- Patient
- Vaccinations
- Scheduled Reports
- Job Queue
- Change Password
- Answers

IWeb

Version: 5.154.2

Help Desk

602-364-3899

E-Mail

1 / 2

ANNOUNCEMENTS

Use the side navigation buttons to view all announcements.

ARIZONA DEPARTMENT OF HEALTH SERVICES
Data at Rest Data Quality Assessment Report
Thursday, May 15, 2025 8:18 PM

Evaluated 258070 patient record(s) and 1879162 vaccination record(s) in ASIIS.

Completeness

Category	FAIL	PASS
Distinctions	16	8

Validity

Distinctions with Status: FAIL	Percentage	Threshold Value
1.00	74.15	90
1.12	85.00	90
1.13	86.00	90
1.14	33.23	90
1.15	8.11	90
1.20	65.31	90
1.23	75.00	90
1.24	84.00	90

MARICOPA
COUNTY
PUBLIC HEALTH

STC|ONE

VOMS 2.0 – Placing a Vaccine Order

- Skipping reconciliation leads to over-ordering, waste, and reporting issues
- Remove ONLY wasted, expired, or spoiled doses
- Physical Inventory = actual doses on hand
- Adjustment Column = corrections needed to match ASIIS
- Reconcile FIRST: use worksheet, check EMR transfers, review old lots
- Order based on true need: smaller, frequent orders reduce waste
- Submit inventory → then place order in VOMS 2.0



ARIZONA IMMUNIZATION PROGRAM



RECONCILE INVENTORY - Next Report Due: 05/29/2023 (Past Due) | Last Submitted Report: 05/15/2023

Expired Expires < 120 Days

Public Private

ADJUST QUANTITY

Date Range: 05/15/2023

Vaccine	HPV9 - Gardasil ® 9 Lot#: INVINACTEST001 Exp Date: 2025-09-19 Funding Source: VFC	Total Doses Off: 0	Actual Counts	Discrepancy	Adjustments	Inactivate
Dtap,Ipv,Hib,Hepb Vaxelis™ MSD 10 pack - SYRINGES NDC: 63361-0243-15	DOSE(S): 36 ADJUST: Select Adjustment Category Select Adjustment Reason		10			<input type="checkbox"/>
	Correction Expired Recall Spoiled Transfer Wasted					
Hpv9 Gardasil ® 9 MSD 10 pack - SYRINGES NDC: 00006-4121-02	TEST12346LOT VFC	VIEW	0	-36	ADJUST	<input type="checkbox"/>
	HPV		200			<input type="checkbox"/>

CLEAR SAVE SUBMIT INVENTORY

VOMS 2.0 –Creating Vaccine Orders

- Four separate order sets must be managed individually
- Orders must be placed separately for each vaccine category
- Some vaccine presentations may be unavailable to order
- Order quantities must be entered in doses, not boxes
- Verify demographics information before submitting
- Confirm delivery dates and times for each order



SHIPPING ADDRESS

Organization: Mcphd
PIN: 00058
Mcpip - Pediatric Provider
4041 N Central Ave
Phoenix, AZ 85012

If the address contains errors, the vaccine may be undeliverable.
To change your delivery address, please call (877) 491-5741

Primary Vaccine Coordinator: Primary Coordinator
Email: primary.coordinator@test.gov
Phone: (602) 000-0000
Fax: Unavailable

DELIVERY HOURS

Monday	9:00 AM - 12:00 PM
Tuesday	9:00 AM - 11:00 AM
Wednesday	9:00 AM - 12:00 PM and 1:00 PM - 5:00 PM
Thursday	9:00 AM - 12:00 PM
Friday	
Saturday	
Sunday	

DELIVERY INSTRUCTIONS

Do not enter Delivery Hours here. Driver will only use Delivery Hours specified to the left for valid delivery times.

Enter special instructions: landmarks, doors, etc.

PREVIOUS

CANCEL

SAVE

SUBMIT ORDER

Comments

REMINDER: Please enter your min/max temperatures here.

Type Order Comments, Temperature Information, etc.

PREVIOUS

CANCEL

SAVE

NEXT

VOMS 2.0 – Receiving Orders

- Compare packing slip to vaccine boxes → use lot number printed on the vaccine box
- Store vaccines immediately in proper cold storage
- Match packing slip to ASIIS shipped quantities
- Enter doses received accurately
- Select “Receive” to add doses into inventory
- Always receive doses before administering
- Contact your VFC office if an issue occurs

Receive order

ORDER # 335970

VTrack5 Order #: VTrack5 Order Number is Unavailable.

Ordered by User and Date: CHAYANNE MIRANDA - 06/04/2019

Approval Organization and Date: ARIZONA IMMUNIZATION PROGRAM - STATE APPROVER - 06/04/2019

Order Set: VFC PROVIDERS - APPROVED FREEZER

Vaccine Order Details

VACCINE	LOT #	EXPIRATION DATE	RECEIPT DATE	FUNDING SOURCE	ORDERED QUANTITY	APPROVED QUANTITY	SHIPPED QUANTITY	RECEIPT QUANTITY	ACTION
HEP-B 3 DOSE									
Hep B Ped/Adol - Preserv Free Recombivax Hb (B) MSD 10 pack - VIALS NDC: 00006-4981- 00	<input type="text" value="12345"/>	<input type="text" value="06/30/2022"/>		VFC	10	10		<input type="text" value="10"/>	<input type="button" value="ADJUST"/> <input type="button" value="ADD LOT"/>
HPV									
Hpv9 Gardasil (B-9) MSD 10 pack - SYRINGES NDC: 00006-4121- 02	<input type="text"/>	<input type="text" value="Exp Date"/>		VFC	10	10		<input type="text"/>	<input type="button" value="ADJUST"/> <input type="button" value="ADD LOT"/>

Enter Receipt Quantity for the items that have physically arrived at your facility. Leave blank if the vaccine has not yet arrived at your facility.



VOMS

Home

Inventory

Orders & Returns

Orders & Transfers

Returns

Search History

Cold Storage



Status

Approved

VOMS 2.0 – Denied Orders

- Navigate to denied orders through VOMS 2.0
- Review the comments section for denial reasons
- Understand common causes of order denial
- Select “Ok” to cancel the denied order

ORDER # 336023

Order Date: 06/05/2019

Status: DENIED

FACILITY INFORMATION

ORGANIZATION & FACILITY

Organization: Voms Test (60133)
Facility: Test Facility
PIN: X0221
Submitter: Monica Singh (MONICASTC)
Order Frequency: Every 1 Months
Order Timing: Unavailable
Comments:

First Name: Asis
Middle Name:
Last Name: Test
Address: 150 N. 18th A
Phone: (602) 364-3899
Email: ASIISHHELPDES
Delivery Hours: Mo
Tue

Vaccine Order Details

Order Set: Vlc Providers - Approved Freezer

Vaccine	Order Quantity	Approved Quantity	Denied Quantity	Backorder Quantity	Shipped Quantity	Received Quantity	Rejected Quantity	Receipt Date
HPV9								
Hpv9 Gardasil @ 9 MSD 10 pack - SYRINGES NDC: 00006-4121-02 Funding: VFC	10	10	10					
MENINGOCOCCAL								
Meningococcal Mcv4o Menveo @ SKB 5 pack - VIALS NDC: 58160-0955-09 Funding: VFC	10	10	10					

ORDER DENIAL REASON

HPV9 • Gardasil @ 9 • SYRINGES Qty Approved: 10 of 10

Reason for discrepancy:
Order error

OK



to see why the order was denied in the comments

- Home
- Inventory
- Orders & Returns**
- Orders & Transfers
- Returns
- Search History
- Cold Storage
- Pandemic Agreement
- Reports
- Admin & Settings

Orders and

NEW ORD

Inbou

Orders & T

Status

Saved

Saved

Denied

Approved

Approved

VOMS 2.0 – Return Process

- Only doses removed using a Return Adjustment Category required processing
- Expired and spoiled vaccines must be returns
- Use VOMS 2.0 Returns menu to process returns
- Always select “Email” for shipping label method
- Enter exact quantity for return
- Submit and print official vaccine return documents
- Download and print packing slip
- Package vaccines correctly with packing slip
- Attach pre-paid return label sent by email



ARIZONA DEPARTMENT OF HEALTH SERVICES

Arizona Department of Health Services Vaccine Return Packing Slip

Sending Organization: 0000_ACHS INTERNAL USE (1066)

Sending Organization Address:
150 N 18TH AVE
PHOENIX, AZ
85007

Sending Facility: HAPPY TESTS

Sending Facility Address:
150 N 18TH AVE
PHOENIX, AZ
85007

PIN: X8910X

Receiving Organization: McKesson

Primary Vaccine Coordinator: ASIS HELPOESK
Phone Number: (602) 364-3899

HS Return ID: 65389

VACCINE	LOT #	EXP DATE	FUNDING SOURCE	RETURNABLE QUANTITY	QUANTITY TO RETURN	QUANTITY ON HAND	RETURN REASON	WASTAGE COST
DTaP Daptacel ® 10 pack - VIALS 49281-0286-10	765432	09/30/2021	VFC	72	9	9	Expired	\$358.49

Receiving Organization: McKesson

Shipping Label Method: Mail Pick-up Email

Vaccine

Botulism Ig, Human, Intrav
Test
1 pack - VIALS
NDC: 68403-1100-60

Dtap-Hep B-Ipv
Pediarix ®
10 pack - SYRINGES
NDC: 58160-0811-52

Wastage Cost

Cost Unavailable

Cost Unavailable

PRINT VACCINE RETURN

Welcome to the Arizona State Immunization Information System (ASIIIS) Web Application



VOMS 2.0 Training Guide

VOMS 2.0 Job Aids

- ***NEW*** [Lot History Feature \(VOMS 2.0\)](#)
- ***NEW*** [Vaccine Returns for Wasted and Expired Doses \(VOMS 2.0\)](#)
- [How to Reconcile Inventory in ASIIIS \(VOMS 2.0\)](#)
- [How to Create an Order in ASIIIS \(VOMS 2.0\)](#)
- [How to Receive an Order in ASIIIS \(VOMS 2.0\)](#)
- [How to Create and Receive Transfers in ASIIIS \(VOMS 2.0\)](#)
- [Tips to Ensure Doses are Properly Accounted for in ASIIIS \(VOMS 2.0\)](#)
- [Tips for Finding Missing and Overused Doses in ASIIIS \(VOMS 2.0\)](#)

AIPO Train VOMS 2.0 Training Courses



- ***NEW*** Vaccine Returns for Wasted/Expired Doses (VOMS 2.0)
- Correcting Negative Doses for COVID-19 Vaccine Lot Numbers
- How to Create/Receive an Order in ASIIIS (VOMS 2.0)
- ASIIIS Inventory Reconciliation (VOMS 2.0)
- How to Create/Receive Transfers in ASIIIS (VOMS 2.0)

VOMS 2.0 – Key Red Flags on the Reconciliation Page

- Watch for negative inventory values
- Identify excessive doses and poor stock rotation
- Investigate missing doses immediately
- Removed expired vaccines from active stock
- Prioritize vaccines expiring soon to reduce waste

VOMS 2.0 – Dose Accountability Reports

- Lot Usage & Recall Report tracks dose usage by individual lot
- Helps verify patient linkage across EMR and ASIIS
- Patient Detail Report shows all administered vaccines in a date range
- Identifies vaccines that decremented correctly vs. those that did not
- Support reconciliation. Accuracy, and compliance at the patient level

Patient Detail Report:

- Run by service, vaccination date range, and active & inactive patients
- Generates a list of all vaccine records sent to ASIIS/added to ASIIS with the specified vaccination date range
- Includes whether the administered vaccines for each patient decremented or not from ASIIS inventory

▶ Main
■ Dashboard
▶ Message
▶ Favorites
▶ Patient
▶ Vaccinations
▶ Organization
▶ Facilities
▶ Physicians & Vaccinators
▶ Inventory Management
▶ Reports
Patient Record
Report Module
State Reports
Mgmt Reports
School Reports

Reports	
Vaccinations	Patients
Vaccination Totals	Daily Patient Immunization List
Vaccinations Breakdown	Patient Detail
Lot Number Summary	Patient Totals
Lot Usage and Recall Report	Recall for Inactivation
Vaccine Deferrals	
Vaccine Lots to Expire	<input type="button" value="Schedule"/> Clinical Notes
Daily Inventory Report	Contraindication Report
Reminder/Recall Success	<input type="button" value="Schedule"/> Aggregate Contraindication Report
Vaccines for Children	Site Information
VFC Vaccinations Breakdown	Provider Contact
Vaccine Administered	<input type="button" value="Schedule"/> Physician/Vaccinator Detail
VFC Accountability Log	<input type="button" value="Schedule"/>

Lot Usage and Recall Report:

- Run by individual lot numbers
- Generates a list of patients who are already attached (decremented) to the lot
- Can be compared to a similar report in EMR (if option is available) to find the patients who are not yet attached to the lot appropriately

Wastage

- Remove doses only when true wastage occurs
- Understand common causes of wastage
- Document broken, spilled, or dropped doses
- Remove expired doses promptly
- Account for drawn-up but unused doses
- Report transit damage to MCPIP/BIZS before removal
- Mark lost/unaccounted doses for



Eligibility and Documentation

VFC Program – Screening & Eligibility

- Screen VFC eligibility at EVERY visit
- Eligibility can change – must be confirmed EACH time
- Follow federal age and eligibility category criteria
- Document visit date and eligibility status in EMR/Paper Chart
- Accurate screening protects ordering, billing and compliance
- Understand uninsured and underinsured definitions or proper screening

Required Federal Vaccine Documentation

Vaccine info (ALL from box):
Type
Manufacturer
Lot number
Expiration Date

Administration site

Date of vaccine
administration

Administration route
(IM/SC)

Date VIS given to
patient/guardian at
each immunization
visit

Name and title of person
who administered
vaccine

Date VIS published

Name and address of clinic
where vaccine was
administered

Vaccine Information Statements (VIS)

Vaccine Information Statements



Vaccine Information Statements are information sheets produced by CDC that explain both the benefits and risks of a vaccine to vaccine recipients. In the case of recipients under 18, they are provided to a parent or legal guardian.

Federal law requires that VISs be handed out before each dose of certain vaccinations. The VISs available here are the same versions you would receive if you downloaded them **directly from CDC**.

You are invited (and encouraged) to print and use these as handouts for your patients. All VISs on this site are in PDF format. You will need **Adobe Reader** to view them.



Immunization Information Statement (IIS) - Respiratory Syncytial Virus (RSV) Preventive Antibody VIS

Updated: September 25, 2023

BIONTECH
Manufactured for
BioNTech Manufacturing GmbH
An der Goldgrube 12
55131 Mainz, Germany

Pfizer
Manufactured by
Pfizer Inc., New York, NY 10001
LAB-1572-4.2a

Revised: 25 June 2025

Translations

The table below lists each language with at least one VIS or clinical resource on the Immunize.org website. Click "VISs" or "Clinical Resources" for any language to access all VISs or clinical resources available in that language.


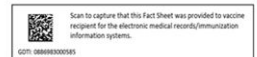
All of Immunize.org's resources are free to download, print, and share.

Language	Translations	Language	Translations
Albanian	VISs	Kinyarwanda	VISs Clinical Resources



Moderna US, Inc.
Princeton, NJ 08540

©2025 ModernaTX, Inc. All rights reserved.
Patent(s): www.modernatx.com/patents
Revised: June 2025



Vaccine Information Statements (VIS)

Ensure your facility consistently has the latest VISs available, including those in other languages when necessary

Get the latest immunization information, news, and updates with IZ Express.

Join more than 50,000 subscribers and stay on top of all you need to know about new CDC vaccine recommendations, FDA vaccine approvals, newly released VISs, immunization resources, notable publications, upcoming events, and more.

Subscribe now

<https://immunize.org/subscribe/>

Billing and Administration Fees



Patients should never be billed for the cost of VFC vaccines!



Never turn a patient away due to an inability to pay. If a parent/patient cannot afford the administration fee, it must be waived.

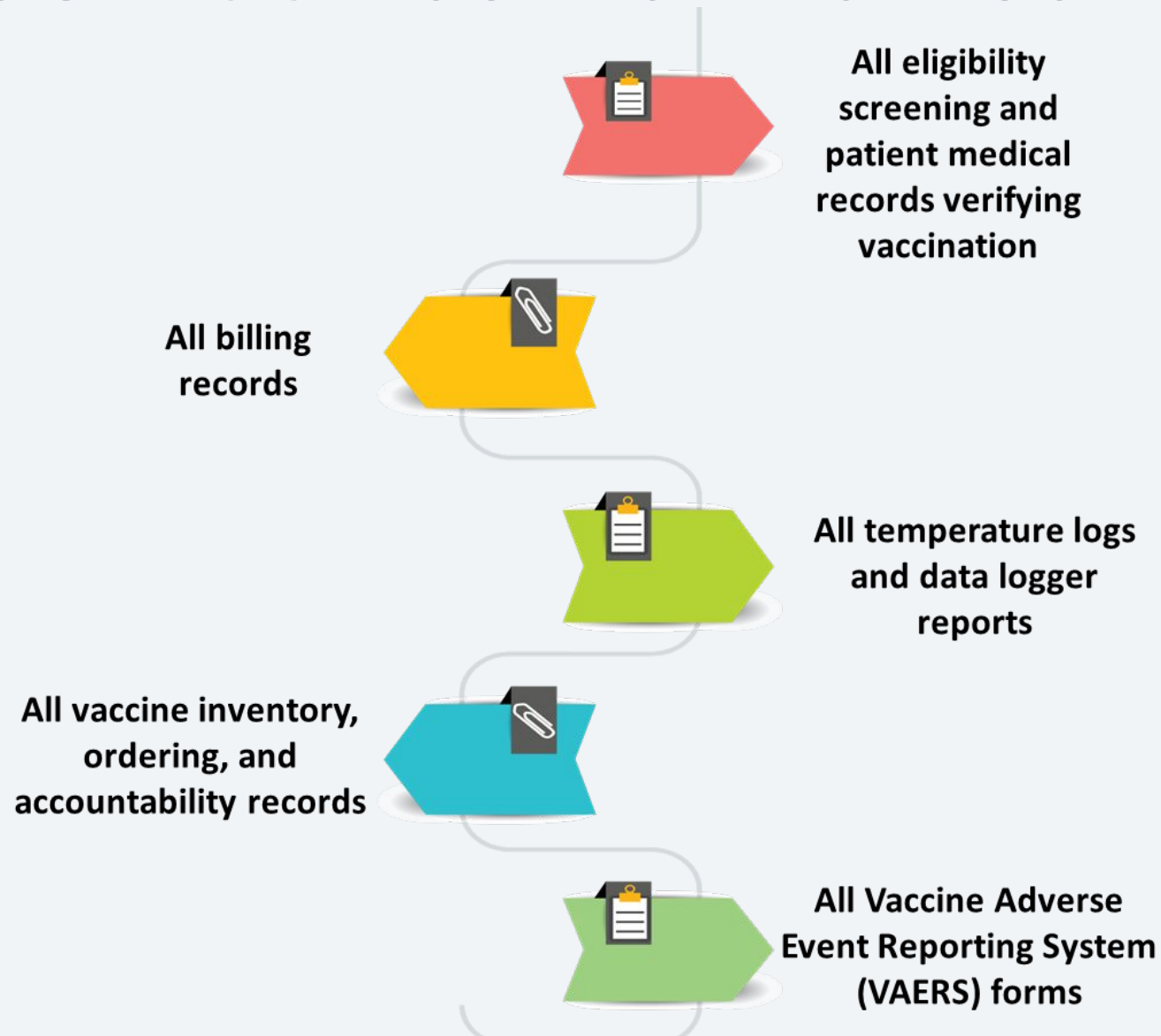


An administration fee, not to exceed \$21.33 per injection may be charged to AHCCCS or the parent/patient. If a patient is enrolled in AHCCCS, providers may NOT bill the patient.



Sending parents/patients bills or sending parents/patients to collections is prohibited.


VFC Records MUST be Maintained for 6 Years





Tips for Staying Compliance and Confident

Know Your Acts Under the Big Top



Understand VFC program requirements, storage and handling standards, and documentation expectations. When you know the rules of the show, you perform with confidence.

Scenario: “A new staff member isn’t fully familiar with VFC eligibility rules and accidentally marks a privately insured child as VFC-eligible. The error isn’t caught until a compliance visit.”

Keep Your Center Ring Organized

Maintain up-to-date temperature logs, vaccine inventories, and provider records. Organization ensure accuracy – and accuracy keeps you in compliance.

Scenario: “Temperature logs are filled out inconsistently – some days missing initials, some entries written at the wrong times. When the VFC program review happens, the clinic struggle to show full compliance.”



Master the Tools of the Trade

Use digital data loggers correctly, follow emergency procedures, and stay familiar with your clinic's vaccine management plan. The right tools make very performance smoother.

Scenario: "A clinic's digital data logger alarm goes off. The new staff member doesn't know how to check the min/max or download the data. The delay leads to a longer temperature excursion review process."



Practice Tightrope-Level Accuracy

Double-check vaccine types, lot numbers, doses, and expiration dates before administration and when documenting. Precision prevents errors and protects patients.

Scenario: *“A nurse pulls the wrong vaccine presentation from the refrigerator because the box colors look similar. They catch the error right before administering the dose thanks to a final double-check.”*



Stay in Step With the Ringmaster (VFC Guidelines)



VFC policies evolve. Make it a habit to stay informed by attending updates, reading communications, and asking questions. Clarity leads to confidence.

Scenario: “VFC shipping policies change, requiring clinics to call before refusing a shipment. A staff member doesn’t know about the update and refuses a delivery, causing delays and unnecessary follow-up.”

Communicate Like a True Performer

Share updates with your team, ask for help early, and collaborate on solutions. Strong communication keeps everyone in sync under the big top.

Scenario: “A staff member notices that the refrigerator temperature is trending warmer but doesn’t tell anyone. The next morning, the unit is out of range and vaccines must be quarantined.”



Keep Your Cool When the Tent Gets Busy

Follow established workflows even on high-volume days. Consistency maintain compliance – no matter how fast the circus moves.

Scenario: “At a busy clinic session, staff delay documenting administered doses until later. Several records end up missing lot numbers because details were forgotten.”



Train Continuously – The Show Never Stops

Participate in refresher trainings, shadow experienced staff, and review resources often. The more you practice, the more confident you become.

Scenario: *“A new staff member never reviewed the VFC vaccine management trainings and isn’t sure what to do during a temperature excursion.”*



Prepare for the Unexpected

Know how to respond to power outages, equipment failures, or temperature excursions. A prepared team can turn any circus chaos into calm.

Scenario: “A monsoon storm causes a power outage. Staff quickly secure vaccines, document temperatures, and contact their VFC representative or IPS exactly as outlined in the VAMP.”



Celebrate Your Wins

Recognize improvement, acknowledge teamwork, and take pride in protecting Arizona's children. Confidence grows when you honor your impact.

Scenario: "A clinic improves its temperature log completion from 88% to 100%. The team celebrates their improvement together."



Need a More In-Depth Training?

Interested in a Full New Staff VFC In-Service?

If your practice would like a deeper, more hands-on VFC new staff training, please reach out to your VFC Program.

Onboarding New Staff?

When onboarding new staff and will handle vaccines, we strongly recommend scheduling a VFC New Staff In-Service to ensure they are confident, prepared, and fully compliant.

We're here to support you, answer your questions, and help your team stay confident and compliance under the VFC Big Top!



Continuing Education

If you would like to claim CE Credits:

**A QR Code will be displayed in
the MAIN HALL
at the end of the day**

The following CE credits are available:

CMEs for Physicians (Doctors, NPs, PAs)

CE Contact Hours for Nurses (RNs, LPNs)

CMEs for Medical Assistants

Certified Health Education Specialists CEs
(CHES)

Social Worker CEs (National Association of
Social Workers)

Pharmacy Continuing Education





Questions?

**Maricopa County Phoenix Immunization Program (MCPIP) –
For City of Phoenix VFC Providers**

MCPIP@maricopa.gov

**Bureau of Immunization Services (BIZS) – For all VFC Providers
outside of City of Phoenix**

arizonavfc@azdhs.gov