



Fortune Teller - The Past, Present and Future of ASIIS

Exploring the fundamentals of ASIIS and VOMS 2.0

April 14th-15th, 2026

Speaker Info



Maggie Macias

ASIS Program Manager



Lonnie Duffield

ASIS Enhancement Support Analyst

Financial Disclosures

- Maggie Macias & Lonnie Duffield, faculty for this CE activity, have no relevant financial relationship(s) with ineligible companies to disclose.
- None of the planners for this activity have relevant financial relationships to disclose with ineligible companies.
- The Arizona Alliance for Community Health Centers is accredited by the Arizona Medical Association to provide medical education for physicians.
- The Arizona Alliance for Community Health Centers designated the 2025 Arizona Immunization Conference educational activity for a maximum of 11 hours AMA PRA Category 1 Credits Physicians should only claim credit commensurate with the extent of their participation in the activity.
- The Arizona Pharmacy Association is accredited by the Accreditation Council for Pharmacy Education (ACPE) as a provider of continuing pharmacy education.

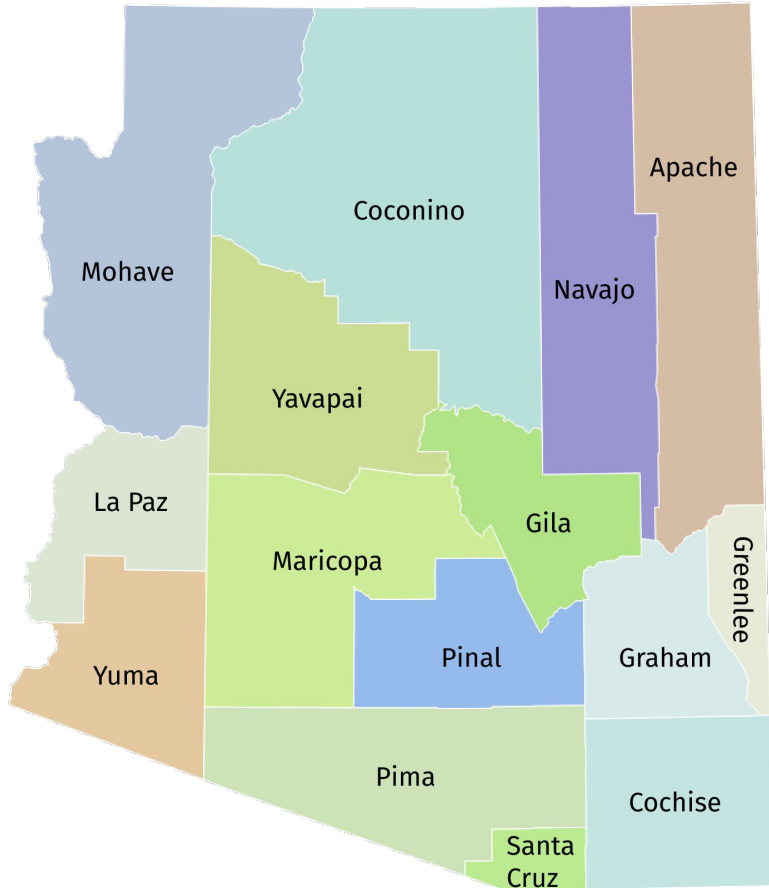
Learning Objectives:

1. Attendees will be able to accurately document and edit vaccinations on a patient record in ASIIS.
1. Attendees will be able to navigate VOMS and manage inventory in compliance with VFC.
1. Attendees will learn about future changes and modernization efforts in ASIIS.

ASIIS Ecosystem



Arizona - ASIIS



1998 - State Mandate to report immunizations

Registry – Developed and hosted by STC

VFC, VFA, CHIP, State, Private Funding Source

Sites reporting: \approx **4,700**

HL7 reporters: \approx **4,100**

VFC Providers: \approx **670**

Public Vaccines shipped in 2025: \approx **1,210,000**

Public Vaccines Admin. in 2024: \approx **1,200,000**

Add/Edit Vaccinations in ASIIS



How to Search a Patient in ASIIS

1. Once logged in, ASIIS will display the patient search. Enter as much identifying information for the patient as possible and press search.

Patient Search		Click here to use the 'advanced' search	
First Name or Initial:	<input type="text" value="Test"/>	WIC ID:	<input type="text"/>
Last Name or Initial:	<input type="text" value="Test"/>	SIIS Patient ID / Bar Code:	<input type="text"/>
Birth Date:	<input type="text" value="10/25/2020"/>	Chart Number:	<input type="text"/>
		SSN:	<input type="text"/>
Family and Address Information:			
Guardian First Name:	<input type="text"/>	Mother's Maiden Name:	<input type="text"/>
Street:	<input type="text"/>		
City:	<input type="text"/>	State:	<input type="text" value="Select..."/>
Zip Code:	<input type="text"/>	Phone Number:	<input type="text"/>
Country:	<input type="text" value="United States"/>		
Note: When searching by First and Last Name, you may use the wildcard character % to replace multiple characters and _ to replace a single character.			
<input type="checkbox"/> Check here if adding a new patient.			
		<input type="button" value="Clear"/>	<input type="button" value="Search"/>

Note: The Patient Search screen can also be accessed by selecting Patient on the left hand menu and then selecting Search/Add.

How to Search a Patient in ASIIS


2. Select patient from Patient Search Results by clicking on the line.

Patient Search Results
Records Found = 1 Search Criteria: Advanced Search - Edit / View Only

Show entries Search:

First Name ▲	Middle Name ◆	Last Name ◆	Birth Date ◆	SIIS Patient ID ◆	Grd First Name ◆	Grd Last Name ◆
TEST		TEST	10/25/2020	14093332	TESTING	TESTING

Showing 1 to 1 of 1 entries



How to Add a Vaccine Record

3. Select Vaccinations on the left hand menu, then select View/Add.

The screenshot shows a software interface with a left-hand navigation menu and a main content area. The navigation menu includes items like Main, Dashboard, Message, Favorites, Patient, Waitlist, Vaccinations, and View/Add. The 'Vaccinations' menu item is highlighted, and an orange arrow points to the 'View/Add' sub-item. The main content area displays a 'Patient Demographic Master View' form with various fields and sections.

New messages to read.

Patient Demographic Master View

Record Info			
SIIS Patient ID	14093332		
Organization Owner			
Facility Owner			
Entry Date	10/25/2024 08:50:20 AM	Last Update	12/02/2024 10:40:49 AM
Patient Status			
State Level	Active	Organization Level	Inactive
County Level	Active (Coconino)		
Patient			
First Name	TEST	Race	
Middle Name		Ethnicity	
Last Name	TEST	Language	
Suffix		SSN	
Birth Date	10/25/2020	Medicaid #	
Birth File #		Multi Birth Indicator	N
		Birth Order	
Age	215 weeks, 49 months, 4 yrs	Military	
Reminder/Recall		Recall Attempts	0
Publicity Code			

How to View a Patient Vaccine Record

4. The patient record should populate similarly to the record shown below, displaying all vaccines and special considerations recorded for that patient.

Patient						
Name:	TEST TEST	SIS Patient ID:	14093332			
Date of Birth:	10/25/2020	Age:	215 weeks, 49 months, 4 yrs			
Guardian:	TESTING TESTING	Organization Level Status:	Inactive			
Print Page						
Vaccination View/Add						
The patient was reported to have had the Chickenpox disease.						
(* - Historicals , # - Adverse Reaction , + - Unverified Historicals , ^ - Compromised Vaccination)						
Documented By: TEST FACILITY						
Double-click in any date field below to enter the default date: <input type="text" value="12/11/2024"/> Barcode Scanner: READY						
Vaccine	1	2	3	4	5	6
Hep B Ped/Adol - Preserv Free	10/25/2024					
RSV, mAb, nirsevimab-alip, 0.5 mL, neonate to 24 months	X 11/15/2024					
meningococcal B, OMV	X 10/28/2024					
DTaP						
DTaP,IPV,Hib,HepB						
DTaP-Hep B-IPV						
DTaP-Hib-IPV						
DTaP-IPV						

How to Add a Vaccine Record

5. Identify the appropriate vaccine that was administered in the Vaccination View/Add list and enter the date of administration.

Note: You can double click in the date field of the vaccine to enter today's date as the administration day.

Patient						
Name:	TEST TEST	SIIS Patient ID:	14093332			
Date of Birth:	10/25/2020	Age:	215 weeks, 49 months, 4 yrs			
Guardian:	TESTING TESTING	Organization Level Status:	Inactive			

[Print Page](#)

Vaccination View/Add						
The patient was reported to have had the Chickenpox disease.						
(* - Historicals , # - Adverse Reaction , + - Unverified Historicals , ^ - Compromised Vaccination)						
Documented By: TEST FACILITY						
Double-click in any date field below to enter the default date:			12/11/2024		Barcode Scanner: READY	
Vaccine	1	2	3	4	5	6
Hep B Ped/Adol - Preserv Free	10/25/2024					
RSV, mAb, nirsevimab-alip, 0.5 mL, neonate to 24 months	X 11/15/2024					
meningococcal B, OMV	X 10/28/2024					
DTaP	12/11/2024					



How to Add a Vaccine Record

6. Scroll down to the bottom of the page and select either Add Administered (if your site administered the dose to the patient, this will always be the option selected) or **Add Historicals** (to add doses administered at another facility).

Note: Never enter future administration dates and note the system will prevent multiple doses of same vaccine family on the same (exceptions do apply e.g. RSV).

Do not take ownership when adding vaccinations.

Add Administered

Clear

Add Historicals

Capture Lot Barcode


• If a combination vaccine is marked with a 'X', please verify which components of the vaccine are outside the ACIP schedule by viewing the Vaccination Summary .

How to Add a Vaccine Record

7. Select the appropriate VFC eligibility status for the patient from the dropdown at the time of administration (this will not need to be selected when entering historical doses). Select continue.

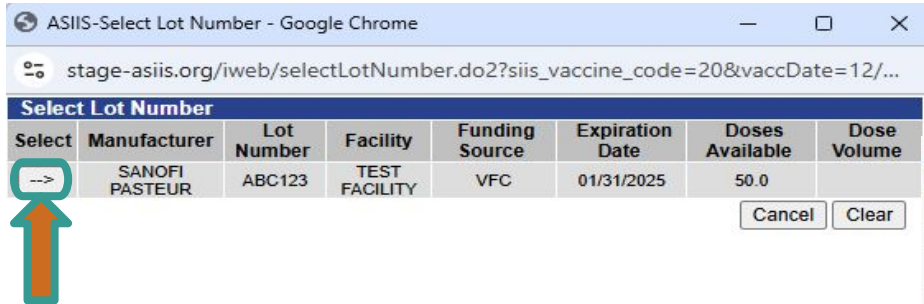
Patient			
Name:	TEST TEST	SIIS Patient ID:	14093332
Date of Birth:	10/25/2020	Age:	215 weeks, 49 months, 4 yrs
Guardian:	TESTING TESTING	Organization Level Status:	Inactive

VFC Eligibility Update	
Current VFC Status: AHCCCS	
<input type="checkbox"/>	Update VFC Eligibility
<div style="display: flex; justify-content: space-between;"><div style="border: 1px solid #ccc; padding: 5px;"><p>--select--</p><p>--select--</p><p>Ineligible</p><p>AHCCCS</p><p>Uninsured</p><p>Nat. Amer. or Alaskan</p><p>Underinsured</p><p>CHIP</p><p>317</p><p>Medicare</p><p>State Program Eligibility</p></div><div style="text-align: right;"><input type="button" value="Cancel"/> <input type="button" value="Continue"/></div></div>	



How to Add a Vaccine Record

8. To ensure all doses decrement properly, verify that the date administered is correct, then click on "Click to Select" to be able to select the proper vaccine and lot number that was administered.

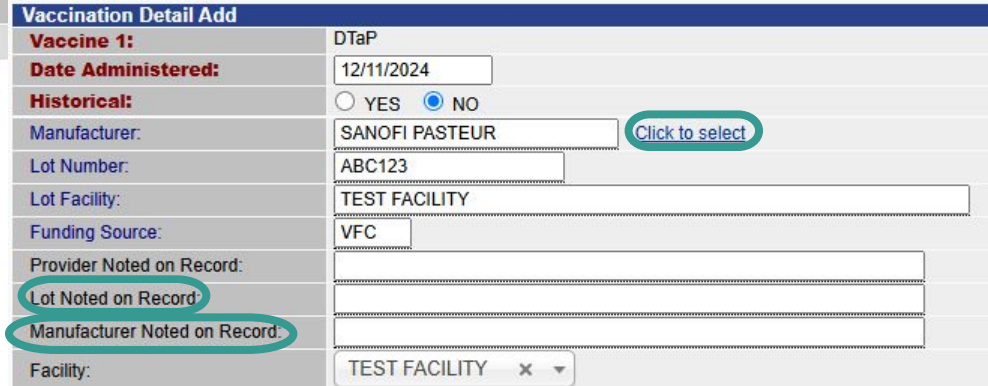


ASIS-Select Lot Number - Google Chrome

stage-asis.org/iweb/selectLotNumber.do2?sis_vaccine_code=20&vaccDate=12/...

Select	Manufacturer	Lot Number	Facility	Funding Source	Expiration Date	Doses Available	Dose Volume
-->	SANOFI PASTEUR	ABC123	TEST FACILITY	VFC	01/31/2025	50.0	

Cancel Clear



Vaccination Detail Add

Vaccine 1: DTaP

Date Administered: 12/11/2024

Historical: YES NO

Manufacturer: SANOFI PASTEUR [Click to select](#)

Lot Number: ABC123

Lot Facility: TEST FACILITY

Funding Source: VFC

Provider Noted on Record:

Lot Noted on Record:

Manufacturer Noted on Record:

Facility: TEST FACILITY x ▾

Note: If the dose you are trying to add is not in your inventory (ie. a private dose) you will need to manually type in the lot number and the manufacturer in the sections "Lot Noted on Record" and "Manufacturer Noted on Record".

How to Add a Vaccine Record

9. After selecting the correct lot number, verify that the information is displayed correctly in the record and then select save.

Vaccination Detail Add	
Vaccine 1:	DTaP
Date Administered:	12/11/2024
Historical:	<input type="radio"/> YES <input checked="" type="radio"/> NO
Manufacturer:	SANOFI PASTEUR Click to select
Lot Number:	ABC123
Lot Facility:	TEST FACILITY
Funding Source:	VFC
Provider Noted on Record:	
Lot Noted on Record:	
Manufacturer Noted on Record:	
Facility:	TEST FACILITY x
Vaccinator:	Select...
Anatomical Site:	Select...
Anatomical Route:	Select...
Dose Size:	Full
Volume (CC):	
VFC Status:	AHCCCS *VFC Status* will be ignored if lot number is not VFC eligible.
District/Region:	
VIS Publications Dates:	1. <input type="text"/> 2. <input type="text"/> 3. <input type="text"/> 4. <input type="text"/>
Date VIS Form Given:	12/11/2024
Ordering Provider:	Select...
Comments:	

Patient			
Name:	TEST TEST	SIIS Patient ID:	14093332
Date of Birth:	10/25/2020	Age:	215 weeks, 49 months, 4 yrs
Guardian:	TESTING TESTING	Organization Level Status:	Active

[Print Page](#)

Vaccination View/Add						
The patient was reported to have had the Chickenpox disease. (* - Historicals, # - Adverse Reaction, + - Unverified Historicals, ^ - Compromised Vaccination)						
Documented By:	TEST FACILITY					
Double-click in any date field below to enter the default date:	12/11/2024					
Vaccine	1	2	3	4	5	6
DTaP	12/11/2024					
Hep B (Recombinant, Preserv-Free)	10/25/2024					

Note: Vaccines administered by your facility will have the administration date appear in blue.

How to Edit a Vaccine Record

10. Identify which vaccine record needs to be edited and select the date.

Patient			
Name:	TEST TEST	SIIS Patient ID:	14093332
Date of Birth:	10/25/2020	Age:	215 weeks, 49 months, 4 yrs
Guardian:	TESTING TESTING	Organization Level Status:	Active

[Print Page](#)

Vaccination View/Add

The patient was reported to have had the Chickenpox disease.

(* - Historicals , # - Adverse Reaction , + - Unverified Historicals , ^ - Compromised Vaccination)

Documented By: TEST FACILITY

Double-click in any date field below to enter the default date:

Vaccine	1	2	3	4	5	6	▲
DTaP	12/11/2024	<input type="text"/>	<input type="text"/>	<input type="text"/>	<input type="text"/>	<input type="text"/>	
Hep B Ped/Adol - Preserv Free	10/25/2024	<input type="text"/>	<input type="text"/>	<input type="text"/>	<input type="text"/>	<input type="text"/>	
RSV, mAb, nirsevimab-alip, 0.5 mL, neonate to 24 months	X 11/15/2024	<input type="text"/>	<input type="text"/>	<input type="text"/>	<input type="text"/>	<input type="text"/>	
meningococcal B, OMV	X 10/28/2024	<input type="text"/>	<input type="text"/>	<input type="text"/>	<input type="text"/>	<input type="text"/>	
DTaP,IPV,Hib,HepB	<input type="text"/>	<input type="text"/>	<input type="text"/>	<input type="text"/>	<input type="text"/>	<input type="text"/>	

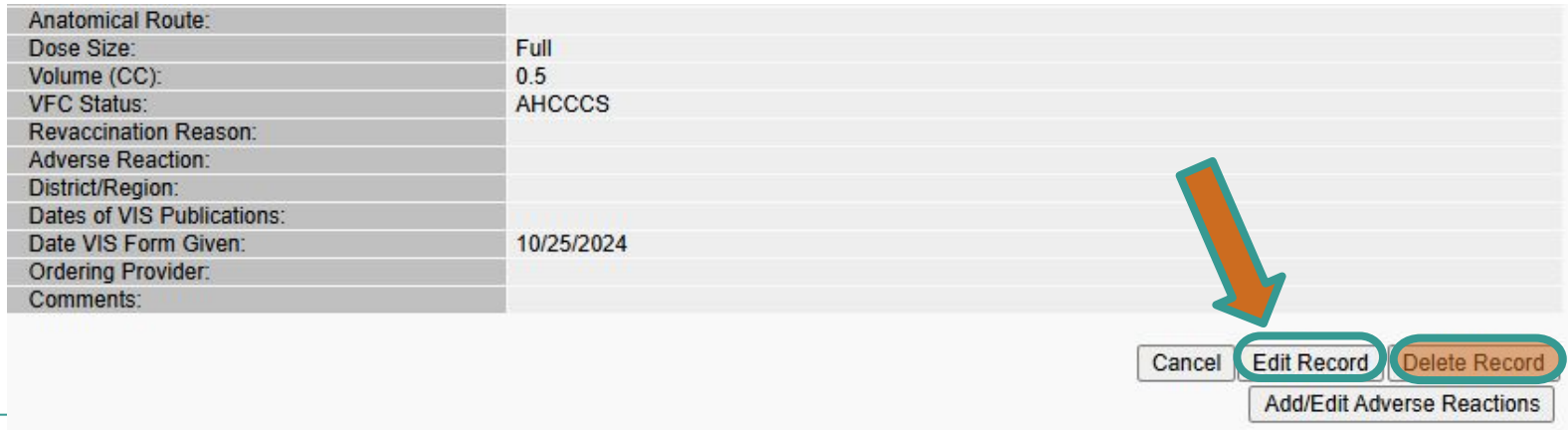
How to Edit a Vaccine Record

11. Select Edit Record to edit the record. Select **Delete Record** if the vaccine was not administered or if the vaccine name is not correct.

Note: If the vaccine name is not correct, the record must be manually added to ASIIS with the correct name. If you are not the facility/organization who administered the vaccine you will not be able to delete/edit the record, and will need to contact the facility/organization who added the vaccine so they can remove/edit the record.

Anatomical Route:	
Dose Size:	Full
Volume (CC):	0.5
VFC Status:	AHCCCS
Revaccination Reason:	
Adverse Reaction:	
District/Region:	
Dates of VIS Publications:	
Date VIS Form Given:	10/25/2024
Ordering Provider:	
Comments:	

Cancel Edit Record Delete Record Add/Edit Adverse Reactions

A screenshot of a vaccine record form. The form contains fields for Anatomical Route, Dose Size (Full), Volume (CC) (0.5), VFC Status (AHCCCS), Revaccination Reason, Adverse Reaction, District/Region, Dates of VIS Publications, Date VIS Form Given (10/25/2024), Ordering Provider, and Comments. Below the form are four buttons: Cancel, Edit Record, Delete Record, and Add/Edit Adverse Reactions. A large orange arrow points to the Edit Record button, which is also highlighted with a teal circle.

How to Edit a Vaccine Record

12. Select the appropriate VFC eligibility status for the patient from the dropdown at the time of administration (this will not need to be selected when entering historical doses). Select continue.

Patient			
Name:	TEST TEST	SIIS Patient ID:	14093332
Date of Birth:	10/25/2020	Age:	215 weeks, 49 months, 4 yrs
Guardian:	TESTING TESTING	Organization Level Status:	Inactive

VFC Eligibility Update	
Current VFC Status: AHCCCS	
<input type="checkbox"/> Update VFC Eligibility	

--select--

--select--

Ineligible

AHCCCS

Uninsured

Nat. Amer.or Alaskan


Underinsured

CHIP

317

Medicare

State Program Eligibility



How to Edit a Vaccine Record

13. Press Click to select to choose a different lot number from your inventory.

Vaccination Detail Edit

Vaccine: Hep B Ped/Adol - Preserv Free
Date Administered: 10/25/2024
Historical: YES NO
Manufacturer: GLAXOSMITHKLINE [Click to select](#)
Lot Number: 9452S
Lot Facility:
Funding Source: VFC
Provider Noted on Record:
Lot Noted on Record:
Manufacturer Noted on Record:
Facility: Select...
Vaccinator: Select...
Anatomical Site: Select...
Anatomical Route: Select...
Dose Size: Full
Volume (CC): 0.5
Revaccination Reason: Select...
VFC Status: AHCCCS
District/Region:
VIS Publications Dates: 1. 2. 3. 4.
Date VIS Form Given: 10/25/2024
Ordering Provider: Select...
Comments:

ASiIS-Select Lot Number - Google Chrome
stage-asiis.org/iweb/selectLotNumber.do?siis_vaccine_code=100&vaccdDate=1...

Select Lot Number

Select	Manufacturer	Lot Number	Facility	Funding Source	Expiration Date	Doses Available	Dose Volume
<input type="checkbox"/>	GLAXOSMITHKLINE	EFG456	TEST FACILITY	VFC	01/31/2025	10.0	

Cancel Clear

Note: If the lot number is not in your inventory, press Clear and manually complete the **Lot Noted on Record** and **Manufacturer Noted on Record** fields.

Once edits are complete, press Submit Changes.

Cancel Reset Values **Submit Changes**

ASIIS Update: Vaccination Reforecasting

Until recently, only patients who were added, viewed, or received an update were triggered for forecasting.

For the past few months, ASIIS has been running additional updates in the background to reforecast all patients in our database. As of today, **all patients** in our database have been reforecasted based on the latest ACIP recommendations, therefore all reports are accurate and up to date.

In addition to the current reforecasting process—where patients are reforecasted based on add, view, or update actions—ASIIS is enhancing this process by also reforecasting all patients on their birthday. This ensures the forecast remains accurate, is periodically updated, and supports ongoing data accuracy and patient safety.

Inventory Management VOMS 2.0





VOMS 2.0

- Facilities are required to reconcile the ASIIS inventory before placing their vaccine order.
- Facilities must account for all vaccines distributed by the Bureau of Immunization Services using ASIIS.



Automatic Decrementing of Inventory is the Key to Accounting for Doses in ASIIS

When data is transferred from the EMR/EHR to ASIIS, the following data elements must be correct in ASIIS in order for the doses to deduct from the ASIIS inventory and be accounted for:



- Funding source: Federal for VFC
- Lot number: Must match the lot number on the BOX
- Manufacturer: Must match the manufacturer on the BOX
- Vaccine code (NDC from the box or CVX code)-
- Vaccine name: Use this [job aid to make best name selection](#)
- ASIIS facility ID

List of Vaccine Names, Best ASIIS Selection and CPT/CVX Codes

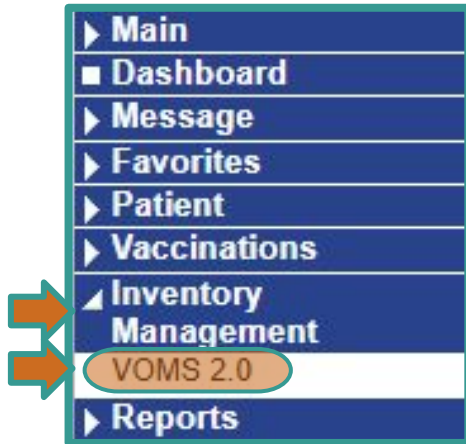


This list matches the vaccine name or codes in Arizona State Immunization Information System (ASIIS) with the brand name or other common names of the vaccines you use most often.

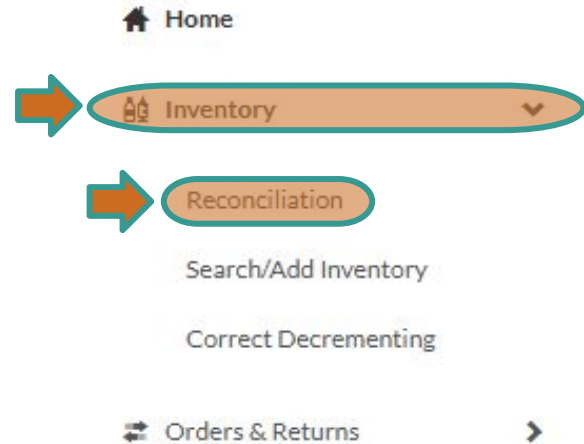
Vaccine trade name or common name	Fund	Best ASIIS Selection	Age (Range)	Dose	Route	Manufacturer/ NDC Number	CPT Code	CVX Code
Combination Vaccines								
Vaxelis™	VFC	DTaP,IPV,Hib,HepB	6 weeks - 4 years	0.5 ml	IM	Merck – MSD NDC: 63361-0243-10 (10 pack, 1 dose vial) NDC: 63361-0243-15 (10 pack, 1 dose syringe)	90697	146
Quadracel™	VFC	DTaP-IPV	4 - 6 years	0.5 ml	IM	Sanofi Pasteur – PMC NDC: 49281-0564-15 (10 pack, 1 dose syringe) NDC: 49281-0564-10 (10 pack, 1 dose vial)	90696	130
Kinrix®	VFC	DTaP-IPV	4 - 6 years	0.5 ml	IM	GlaxoSmithKline – SKB NDC: 58160-0812-52 (10 pack, 1 dose T-L syringe)	90696	130
Pediarix®	VFC	DTaP-HepB-IPV	6 weeks - 6 years	0.5 ml	IM	GlaxoSmithKline – SKB NDC: 58160-0811-52 (10 pack, 1 dose syringe)	90723	110
Pentacel®	VFC	DTaP-Hib-IPV	6 weeks - 4 years	0.5 ml	IM	Sanofi Pasteur – PMC NDC: 49281-0511-05 (5 pack, 1 dose vial)	90698	120
Twinrix®	VFC VFA	HepA-HepB	18 years & older	1.0 ml	IM	GlaxoSmithKline – SKB NDC: 58160-0815-52 (10 pack, 1 dose T-L syringes; No needle)	90636	104
ProQuad®	VFC	MMRV	12 months - 12 years	0.5 ml	SC	Merck – MSD NDC: 00006-4171-00 (10 pack, 1 dose vial)	90710	94
Comvax (discontinued)		Hib-Hep B	6 weeks - 15 months	0.5 ml	IM	Merck – MSD NDC: 0006-4898-00	90748	51
MenHibrix (discontinued)		Meningococcal C/Y-HIB PRP	6 weeks - 18 months	0.5 ml	IM	GlaxoSmithKline – SKB NDC: 58160-0801-11	90644	148

How to Access Inventory Management VOMS 2.0

1. In ASIIS, click "Inventory Management" then "VOMS 2.0"



2. In VOMS 2.0, select "Inventory" then "Reconciliation"



This is What the Inventory Reconciliation Page Might Look Like

RECONCILE INVENTORY - 📅 Next Report Due: 04/04/2024 📅 Last Submitted Report: 03/21/2024										⚠️ Expired	🕒 Expires < 120 Days
Public		Private									
Date Range: 03/21/2024 - 04/04/2024											
Vaccine	Lot#	Exp Date	Funding Source	Lot History	Quantity On Hand	Physical Counts	Discrepancy	Adjustments	Inactivate		
Coronavirus (SARS-CoV-2)(COVID-19)											
Covid-19, Mrna, Lnp-S, Pf, 25 Mcg/0.25 MI Moderna 6m - <12y Covid-19 2023-2024 (10pack-1dose Vials) (80777-0287-92) MOD 10 pack - SYRINGES NDC: 80777-0287-92	AU5551B	🕒 05/30/2024	VFC	VIEW	8	<input type="text"/>			<input type="checkbox"/>		
	Covid-19, Mrna, Lnp-S, Pf, 50 Mcg/0.5 MI Spikevax Moderna 12+ Covid-19 2023-2024 (10pack-1dose Vials) (80777-0102-95) MOD 10 pack - VIALS NDC: 80777-0102-95	8057658	🕒 03/31/2024	VFC	VIEW	30	<input type="text"/>			<input type="checkbox"/>	
	8059263	🕒 04/30/2024	VFC	VIEW	10	<input type="text"/>			<input type="checkbox"/>		
DTaP/DT/Td											
Dtap Infanrix® SKB 10 pack - SYRINGES NDC: 58160-0810-52	3M9Y7	⚠️ 03/03/2024	VFC	VIEW	1	<input type="text"/>			<input type="checkbox"/>		
	9R2D7	05/23/2025	VFC	VIEW	3	<input type="text"/>			<input type="checkbox"/>		
DTaP/DT/Td HEP-B 3 DOSE HIB POLIO											
Dtap,Ipv,Hib,Hepb Vaxelis™ MSD 10 pack - SYRINGES NDC: 63361-0243-15	U7767BA	05/26/2026	VFC	VIEW	10	<input type="text"/>			<input type="checkbox"/>		

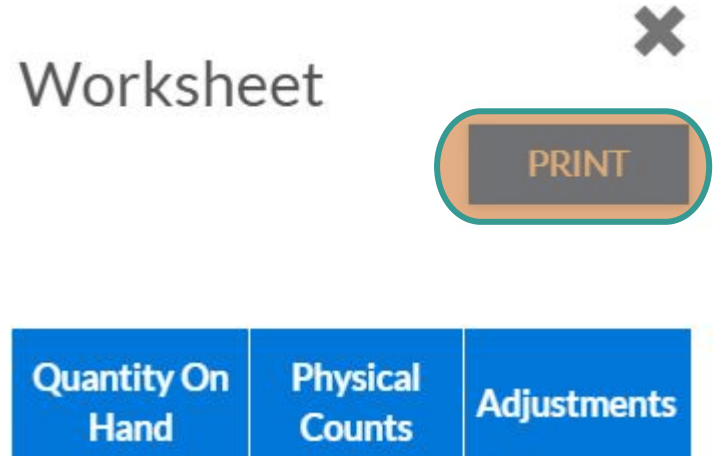


Reconciliation Worksheet

3. To print the reconciliation worksheet, click the printer button on the top right side of the screen.



4. In the top right corner of the pop-up window, click "Print" to pull up a PDF Reconciliation Worksheet.



Reconciliation Worksheet

5. Export to Word or Excel to edit the layout before printing or print and take the Reconciliation Worksheet and compare it to your fridge/freezer physical inventory.

- If data is transferred to ASIIS from an EMR/EHR via HL7 communication, the dose may not decrement instantly. It may take time to deduct from the ASIIS inventory.

Reconciliation - 60133 - 39058 - 01/08/2025

Publicly Funded Vaccines - Reconciliation Worksheet

Organization: Voms Test (60133)

Facility: Test Facility

Vaccine	Lot#	Exp Date	Funding Source	Quantity On Hand	Physical Counts	Adjustments
DTaP/Tdap/Td						
Dtap Daptacel ® PMC 10 pack - VIALS NDC: 49281-0286-10	ABC123	⊙ 01/31/2025	VFC	49		
HepB						
Hep B Ped/Adol - Preserv Free Engerix-b ® SKB 10 pack - SYRINGES NDC: 58160-0820-52	EFG456	⊙ 01/31/2025	VFC	10		
HPV						
Hpv9 Gardasil ® 9 MSD 10 pack - SYRINGES NDC: 00006-4121-02	TEST00001LO T	09/30/2030	VFC	20		
Hpv9 Gardasil ® 9 MSD 10 pack - SYRINGES NDC: 00006-4121-02	111122222LO N	▲ 05/01/2024	VFC	8		

How Enter Physical Counts Reconcile Inventory

6. Enter the **physical counts** in the corresponding boxes.

If you don't have any wasted or expired doses to correct on the 'Reconcile Inventory' page, simply enter the number listed in the '**Quantity on Hand**' column into the '**Physical Counts**' column.

Select '**Submit Inventory**' once all of the quantities have been entered.

Note: If you report vaccination records electronically through HL7, it can take 24-48 hours for records to post and doses to decrement from your inventory. If doses have been administered but have not decremented from your inventory, you will need run reports to determine which records haven't decremented and then fix them. View the Dose Accountability course in AIPO Train for tips on finding doses that have not decremented.

Vaccine	Lot#	Exp Date	Funding Source	Lot History	Quantity On Hand	Physical Counts	Discrepancy	Adjustments	Inactivate
DTaP/Tdap/Td									
Dtap Daptacel® PMC 10 pack - VIALS NDC: 49281-0286-10	ABC123	01/31/2025	VFC	VIEW	49				<input type="checkbox"/>
HepB									
Hep B Ped/Adol - Preserv Free Engerix-b® SKB 10 pack - SYRINGES NDC: 58160-0820-52	EFG456	01/31/2025	VFC	VIEW	10				<input type="checkbox"/>
Hep B Ped/Adol - Preserv Free Recombivax Hb® MSD 10 pack - VIALS NDC: 00006-4981-00	TEST123	01/05/2025	VFC	VIEW	10	0	-10	ADJUST	<input type="checkbox"/>
HPV									


How to Adjust Inventory

7. If the Physical Count is NOT the same as the Quantity on Hand because doses have expired or were wasted, click **Adjust** to pull up the Adjust Quantity box. If the Quantity on Hand matches the Physical Counts, you will not need to enter a reason for adjustment.

Lot History	Quantity On Hand	Physical Counts	Discrepancy	Adjustments	Inactivate
VIEW	49	<input type="text"/>			<input type="checkbox"/>
VIEW	10	<input type="text"/>			<input type="checkbox"/>
VIEW	10	<input type="text" value="0"/>	-10	ADJUST	<input type="checkbox"/>

How to Adjust Inventory

8. In the Adjust Quantity box, enter the number of doses being removed.



ADJUST QUANTITY


Hep B Ped/Adol - Preserv Free - Recombivax HB ® | Lot#: TEST123
Exp Date: 2025-01-05 | Funding Source: VFC


Total Doses Off: -5

DOSE(S):

5

ADJUST:

Select Adjustment Category 

Select Adjustment Reason 

ADD ANOTHER REASON

CANCEL

SAVE

Inventory Management VOMS 2.0

9. Select the appropriate Adjustment Category from the dropdown menu.

✕

ADJUST QUANTITY

Hep B Ped/Adol - Preserv Free - Recombivax HB ® | Lot#: TEST123
Exp Date: 2025-01-05 | Funding Source: VFC

Total Doses Off: -5

DOSE(S):

ADJUST:


Select Adjustment Reason

IALS 1-0286-10	AFC1	/2025	VFC	<input type="button" value="VIEW"/>	49
Adol - Preserv Free				HepB	

Note: Never use the "Transfer" Adjustment Category.

Inventory Management VOMS 2.0

10. Select the Adjustment Reason from the dropdown menu.



ADJUST QUANTITY

Hep B Ped/Adol - Preserv Free - Recombivax HB ® | Lot#: TEST123
Exp Date: 2025-01-05 | Funding Source: VFC

Total Doses Off: -5

DOSE(S):

ADJUST:

Expired▼

ADD ANOTHER REASON

Select Adjustment Reason▼

Expired

Expired, Multi Dose Vial

VE

Inventory Management VOMS 2.0

11. If there is another adjustment reason, click **Add Another Reason**. Enter the number of doses and adjustment categories/reasons until the **Total Doses Off** in the top right corner is ZERO. When the Total Doses Off is zero, click **Save**.



ADJUST QUANTITY

Hep B Ped/Adol - Preserv Free - Recombivax HB © | Lot#: TEST123Total Doses Off: 0
Exp Date: 2025-01-05 | Funding Source: VFC

DOSE(S):	ADJUST:		
<input style="width: 100%;" type="text" value="5"/>	Expired 	Expired 	
<input style="width: 100%;" type="text" value="5"/>	Spoiled 	Not properly stored 	

ADD ANOTHER REASON

CANCEL

SAVE

Inventory Management VOMS 2.0


12. Enter the Physical Counts for each vaccine in your inventory.

Vaccine	Lot#	Exp Date	Funding Source	Lot History	Quantity On Hand	Physical Counts	Discrepancy	Adjustments	Inactivate
DTaP/Tdap/Td									
Dtap Daptacel ® PMC 10 pack - VIALS NDC: 49281-0286-10	ABC123	 01/31/2025	VFC	VIEW	49	<input type="text" value="49"/>			<input type="checkbox"/>
HepB									
Hep B Ped/Adol - Preserv Free Engerix-b ® SKB 10 pack - SYRINGES NDC: 58160-0820-52	EFG456	 01/31/2025	VFC	VIEW	10	<input type="text" value="10"/>			<input type="checkbox"/>
Hep B Ped/Adol - Preserv Free Recombivax Hb ® MSD 10 pack - VIALS NDC: 00006-4981-00	TEST123	 01/05/2025	VFC	VIEW	10	<input type="text" value="0"/>	0	<ul style="list-style-type: none">• 5 - Expired• 5 - Not properly stored	<input type="checkbox"/>

Inventory Management VOMS 2.0

13. If you enter Private vaccines in ASIIS, you must enter quantities in the **Physical Counts** column for all vaccines in the **Private tab**.

Public Private

Date Range: 09/27/2023 - 10/11/2023 

Vaccine	Lot#	Exp Date	Funding Source	Lot History	Quantity On Hand	Physical Counts	Discrepancy	Adjustments	Inactivate
MMR									
Mmr M-m-r ® li MSD 10 pack - VIALS NDC: 00006-4681-00	MMRLOT400	01/01/2030	NA	VIEW	10	<input type="text" value="10"/>			<input type="checkbox"/>

[CLEAR](#) [SAVE](#) [SUBMIT INVENTORY](#)

Inventory Management VOMS 2.0

14. Once the Physical Counts have been entered for each vaccine, click **Submit Inventory**.

Dtap Daptacel ® PMC 10 pack - VIALS NDC: 49281-0286-10	ABC123	🕒 01/31/2025	VFC	VIEW	49	49			<input type="checkbox"/>
HepB									
Hep B Ped/Adol - Preserv Free Engerix-b ® SKB 10 pack - SYRINGES NDC: 58160-0820-52	EFG456	🕒 01/31/2025	VFC	VIEW	10	10			<input type="checkbox"/>
HPV									
Hpv9 Gardasil ® 9 MSD 10 pack - SYRINGES NDC: 00006-4121-02	TEST00001LOT	09/30/2030	VFC	VIEW	20	20			<input type="checkbox"/>
				CLEAR	SAVE	SUBMIT INVENTORY			

Inventory Management VOMS 2.0

If you have inventory adjustments due to wastage, you will need to complete the Vaccine Returns process for the wasted/spoiled vaccines. For instructions on this process, please review the Vaccine Returns for Wasted/Expired Doses course in AIPO Train.

Success

Inventory Has Been Successfully Submitted

You have selected a returnable reconciliation reason, and a return has automatically been generated. Please click 'Go to Returns' to review and process the return.

[GO TO RETURNS](#)

[CLOSE](#)

Vaccines Returns in VOMS 2.0

Vaccine Returns for Wasted/Expired Doses:

All at one time submission - no need to make a return for individual dose daily (End of the week).

Only doses removed from the reconciliation page with a return adjustment category will need to be processed as a return. Return adjustment categories include: expired, not properly stored, and spoiled.

VOMS

Home

Inventory >

Orders & Returns v

Orders & Transfers

Returns

Vaccine Returns

Receiving Organization: McKesson

Shipping Label Method: Mail Pick-up Email

12/26/2024

If there are vaccines on this returns list that you are unable to return due to loss or physical damage, please contact your state administrator for assistance.

Vaccine	Lot #	Expiration Date	Funding Source	Returnable Quantity	Quantity To Return	Quantity On Hand	Return Reason	Wastage Cost
Dtap Infanrix® 10 pack - SYRINGES NDC: 58160-0810-52	123ABC	11/30/2024	VFC	10	10	0	Expired	\$210.90
Rsv, Mab, Nirsevimab-Alip, 0.5 ML Neonate To 24 Months Beyfortus® 0.5 ML (50mg) 1 pack - SYRINGES NDC: 49281-0575-15	JON123	12/31/2024	VFC	1	1	16	Not properly stored	Cost Unavailable
Rabies - Im Diploid Cell Culture Imovax 1 pack - VIALS NDC: 49281-0252-51	JON123	01/31/2025	PUB	1	1	6	Not properly stored	Cost Unavailable

CANCEL SUBMIT AND PRINT VACCINE RETURN

Vaccines Returns in VOMS 2.0


After clicking the Submit and Print Vaccine Return Button, you will fill out the Vaccine Return Submission.

When selecting how many boxes are required for vaccine return, **only select 1**. This is determining how many shipping labels you are getting.

Then click **Confirm and Print** at the bottom right.

✕

VACCINE RETURN SUBMISSION

Please Select how many boxes are required for this vaccine return: 

Note: This is not your packing slip, and no return has been generated yet.
Please select the required number of boxes and click 'Confirm and Print' to continue

Vaccine	Lot #	Expiration Date	Funding Source	Returnable Quantity	Quantity To Return	Quantity On Hand	Return Reason	Wastage Cost
Dtap Infanrix® 10 pack - SYRINGES NDC: 58160- 0810-52	123ABC	11/30/2024	VFC	10	10	0	Expired	\$210.90
Rsv, Mab, Nirsevimab-Alip, 0.5 MI, Neonate To 24 Months Beyfortus® 0.5 MI (50mg) 1 pack - SYRINGES NDC: 49281- 0575-15	JON123	12/31/2024	VFC	1	1	16	Not properly stored	Cost Unavailable
Rabies - Im Diploid Cell Culture Imovax 1 pack - VIALS NDC: 49281- 0252-51	JON123	01/31/2025	PUB	1	1	6	Not properly stored	Cost Unavailable

CONFIRM AND PRINT

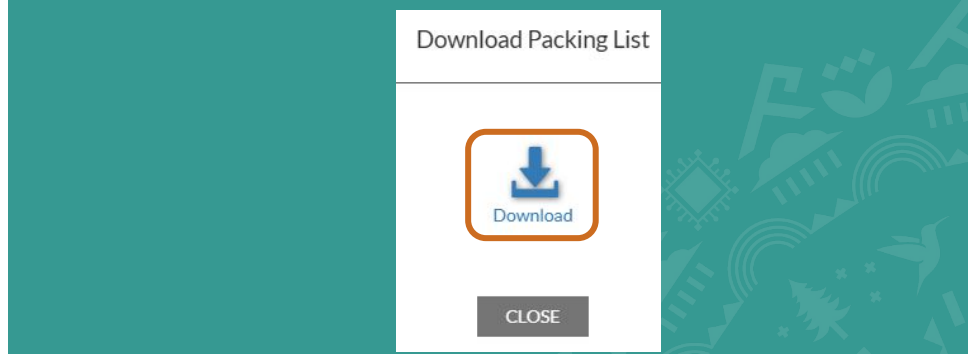
Vaccines Returns in VOMS 2.0

Once you select Confirm and Print, download the packing list by clicking download.

Print the packing slip once downloaded.

Package the vaccines listed on the packing slip in one (1) box and include the printed packing slip.

A prepaid shipping label will be sent to the primary vaccine coordinator's email and can be printed and attached to the front of the box for return.



Arizona Department of Health Services
Vaccine Return Packing Slip

Sending Organization: 0000_ADHS INTERNAL USE (1066)

Sending Organization Address:

150 N 18TH AVE
PHOENIX, AZ
85007

Sending Facility: HAPPY TESTS

Sending Facility Address:

150 N 18TH AVE
PHOENIX, AZ
85007

PIN: XB910X

Receiving Organization: McKesson

Primary Vaccine Coordinator: ASIS HELPDESK

Phone Number: (602) 364-3899

IIS Return ID: 65389

VACCINE	LOT #	EXP DATE	FUNDING SOURCE	RETURNABLE QUANTITY	QUANTITY TO RETURN	QUANTITY ON HAND	RETURN REASON	WASTAGE COST
DtP Daptacel ® 10 pack - VIALS 49281-0286-10	765432	09/30/2021	VFC	72	9	9	Expired	\$158.49

Future - Universal Search Feature

Feature 1: Universal Search

Start Guided Tour

Live working components with universal search and inventory management

Search/Add Inventory Component

Search / Add Inventory

Expired

Expires < 60 Days

View: State level

Future - Inventory Reconciliation Page Might Look Like

RECONCILE INVENTORY - 📅 Next Report Due: 04/04/2024 📅 Last Submitted Report: 03/21/2024										🚩 Expired	🕒 Expires < 120 Days
Public		Private									
Date Range: 03/21/2024 - 04/04/2024											
Vaccine	Lot#	Exp Date	Funding Source	Lot History	Quantity On Hand	Physical Counts	Discrepancy	Adjustments	Inactivate		
Coronavirus (SARS-CoV-2)(COVID-19)											
Covid-19, Mrna, Lnp-S, Pf, 25 Mcg/0.25 MI Moderna 6m - <12y Covid-19 2023-2024 (10pack-1dose Vials) (80777-0287-92) MOD 10 pack - SYRINGES NDC: 80777-0287-92	AU5551B	🕒 05/30/2024	VFC	VIEW	8	<input type="text"/>			<input type="checkbox"/>		
	Covid-19, Mrna, Lnp-S, Pf, 50 Mcg/0.5 MI Spikevax Moderna 12+ Covid-19 2023-2024 (10pack-1dose Vials) (80777-0102-95) MOD 10 pack - VIALS NDC: 80777-0102-95	8057658	🕒 03/31/2024	VFC	VIEW	30	<input type="text"/>			<input type="checkbox"/>	
	8059263	🕒 04/30/2024	VFC	VIEW	10	<input type="text"/>			<input type="checkbox"/>		
DTaP/DT/Td											
Dtap Infanrix® SKB 10 pack - SYRINGES NDC: 58160-0810-52	3M9Y7	🚩 03/03/2024	VFC	VIEW	1	<input type="text"/>			<input type="checkbox"/>		
	9R2D7	05/23/2025	VFC	VIEW	3	<input type="text"/>			<input type="checkbox"/>		
DTaP/DT/Td HEP-B 3 DOSE HIB POLIO											
Dtap,Ipv,Hib,Hepb Vaxelis™ MSD 10 pack - SYRINGES NDC: 63361-0243-15	U7767BA	05/26/2026	VFC	VIEW	10	<input type="text"/>			<input type="checkbox"/>		

Future - How to Reconcile Inventory

6. Enter the **physical counts** in the corresponding boxes.

If you don't have any wasted or expired doses to correct on the 'Reconcile Inventory' page, simply enter the number listed in the '**Quantity on Hand**' column into the '**Physical Counts**' column.

Select '**Submit Inventory**' once all of the quantities have been entered.

Note: If you report vaccination records electronically through HL7, it can take 24-48 hours for records to post and doses to decrement from your inventory. If doses have been administered but have not decremented from your inventory, you will need run reports to determine which records haven't decremented and then fix them. View the Dose Accountability course in AIPO Train for tips on finding doses that have not decremented.

RECONCILE INVENTORY - Next Report Due: 10/11/2023 (Past Due) Last Submitted Report: 09/27/2023




Public Private

Date Range: 09/27/2023 - 10/11/2023

Vaccine	Lot#	Exp Date	Funding Source	Lot History	Quantity On Hand	Physical Counts	Discrepancy	Adjustments	Inactivate
DTaP/Tdap/Td									
Dtap Daptacel® PMC 10 pack - VIALS NDC: 49281-0286-10	ABC123	01/31/2025	VFC	VIEW	49				<input type="checkbox"/>
HepB									
Hep B Ped/Adol - Preserv Free Engerix-b® SKB 10 pack - SYRINGES NDC: 58160-0820-52	EFG456	01/31/2025	VFC	VIEW	10				<input type="checkbox"/>
Hep B Ped/Adol - Preserv Free Recombivax Hb® MSD 10 pack - VIALS NDC: 00006-4981-00	TEST123	01/05/2025	VFC	VIEW	10	0	-10	ADJUST	<input type="checkbox"/>
HPV									

Future - Inventory Management VOMS 2.0

12. Enter the Physical Counts for each vaccine in your inventory.

Vaccine	Lot#	Exp Date	Funding Source	Lot History	Quantity On Hand	Physical Counts	Discrepancy	Adjustments	Inactivate
DTaP/Tdap/Td									
Dtap Daptacel ® PMC 10 pack - VIALS NDC: 49281-0286-10	ABC123	 01/31/2025	VFC	VIEW	49	<input type="text" value="49"/>			<input type="checkbox"/>
HepB									
Hep B Ped/Adol - Preserv Free Engerix-b ® SKB 10 pack - SYRINGES NDC: 58160-0820-52	EFG456	 01/31/2025	VFC	VIEW	10	<input type="text" value="10"/>			<input type="checkbox"/>
Hep B Ped/Adol - Preserv Free Recombivax Hb ® MSD 10 pack - VIALS NDC: 00006-4981-00	TEST123	 01/05/2025	VFC	VIEW	10	<input type="text" value="0"/>	0	<ul style="list-style-type: none">• 5 - Expired• 5 - Not properly stored	<input type="checkbox"/>

Advantages of VOMS 2.0



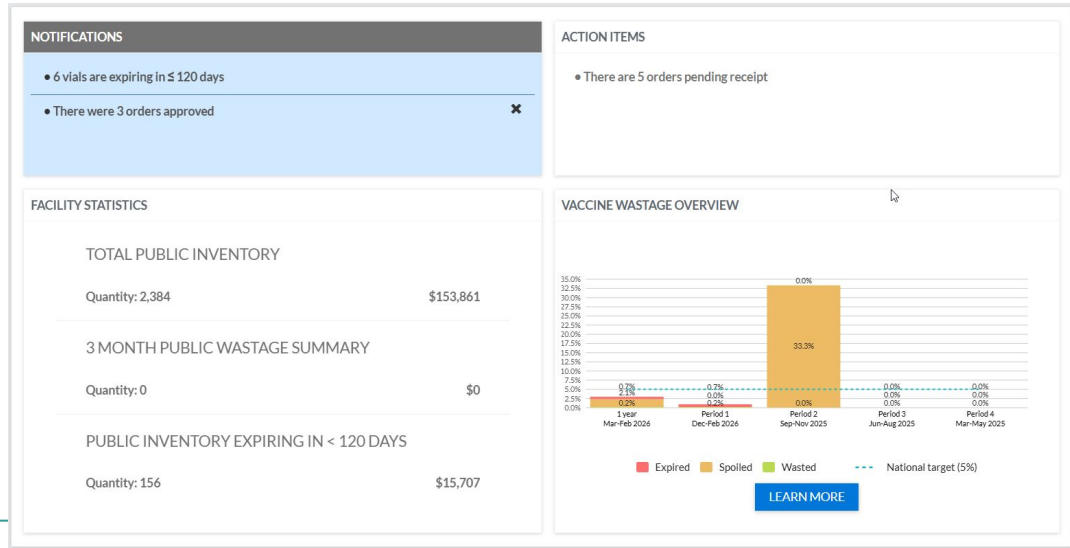
VOMS Dashboard, Menu and Toolbar

The VOMS dashboard is the main page of the application - the landing page. The dashboard holds several new features and information that is useful.

- Inventory (Reconciliation, Search/Add Inventory)
- Orders & Returns (Orders & Transfers, Returns Search History, Vaccine Advertisement)
- Notifications
- Action Items
- Vaccine Wastage Overview (Select Learn More and it redirects you to Aggregate Wastage Report)




- Home
- Inventory
 - Reconciliation
 - Search/Add Inventory
 - Correct Decrementing
- Orders & Returns
 - Orders & Transfers
 - Returns
 - Search History



Lot History

A Lot History View window opens, displaying the vaccine name, lot number, expiration date, and funding source listed at the top. Select a From and To date (click in the field and select the date from the calendar pop-up, then click OK), and click the Refresh button to change the default date range that first appears. Click Print to print the transaction history. The lot history window displays the following information for the vaccine lot and date range, if applicable:

Vaccine	Lot#	Exp Date	Funding Source	Lot History	Quantity On Hand	Physical Counts	Discrepancy	Adjustments	Inactivate
DTaP/Tdap/Td									
Dtap Daptacel © PMC 10 pack - VIALS NDC: 49281-0286-10	#####	 04/07/2025	VFC	VIEW	15	<input type="text"/>			<input type="checkbox"/>

Lot History

- **Doses Received** - The date, order/transfer number, and total number of doses received.
- **Undecrement Doses Administered** - The administration date, vaccine, and lot number of any administered undecrement doses.
- **Doses Administered** - The administration date, patient ID, and vaccine eligibility category for any administered doses.
- **Reconciliation Adjustments** - The date, description, and dose change for any inventory adjustments that have occurred.

Note: Dates will need to be adjusted to the complete information for the lot number

"Unknown Health Plan" under Vaccine Eligibility is a reported issue we are working with our vendor to rectify.

LOT HISTORY

Dtap | Daptacel®
Lot #: ##### | Exp Date: 04/07/2025 | Funding: VFC

From: 01/01/2025 To: 01/08/2025 REFRESH PRINT

Doses Received: 2

Date	Order/Transfer #	Doses Received
01/01/2025	Unknown Order/Transfer #	1
01/03/2025	Unknown Order/Transfer #	1

Undecrement Doses Administered: 0

Import Date	Vaccine	Lot Number
No undecrement doses were found for this date range.		

Doses Administered: 4

Admin Date	Patient ID	Vaccine Eligibility
01/01/2025	#####	Unknown Health Plan
01/01/2025	#####	Unknown Health Plan
01/05/2025	#####	Unknown Health Plan
01/05/2025	#####	Unknown Health Plan

Reconciliation Adjustments: 1

Date	Description	Dose Change
01/01/2025	Not Properly Stored	3

Reconciliation on Hold Pending Receipt orders

Reconciliation will be placed on hold automatically when an Organization or Facility has Orders or Transfers that are ready to be received for over 13 days. The purpose of this reminder is to receive doses and to avoid inventory issues.

RECONCILE INVENTORY - 📅 Next Report Due: 02/20/2024 (Past Due) 📅 Last Submitted Report: 02/06/2024									⚠️ Expired	🕒 Expires < 120 Days
Reconciliation on hold pending receipt of transfers.										
Public Private										
Date Range: 02/06/2024 - 02/20/2024										
Vaccine	Lot#	Exp Date	Funding Source	Lot History	Quantity On Hand	Physical Counts	Discrepancy	Adjustments		
COVID-19										
Covid-19, Mrna, Lnp-S, Pf, 25 Mcg/0.25 MI Moderna 6m - <12y Covid-19 2023-2024 (10pack-1dose Vials) (80777-0287-92) MOD 10 pack - SYRINGES NDC: 80777-0287-92	AU5551B	⚠️ 05/30/2024	VFC	VIEW	5	█				
	TEST012	⚠️ 09/30/2024	VFC	VIEW	3	█				

Advertisement Listing for Vaccines

The Advertisement Listing feature allows providers to view and post vaccines that are available for transfer to other VFC provider locations in order to minimize wastage.

To access the feature users can go to **Orders & Transfers** and click the **Advertisement Listing** tab.

The screenshot illustrates the navigation path to the 'Advertisement Listing' feature. On the left, a sidebar menu contains the following items: Home, Inventory, Orders & Returns (highlighted with a red arrow), Orders & Transfers (highlighted with a red arrow), Returns, and Search History. The main content area is titled 'Orders and Transfers' and features a blue 'NEW TRANSFER' button, an 'ORDER SEARCH' input field, and two tabs: 'Inbound Orders & Transfers' and 'Outbound Transfers'. A red arrow points to the 'Advertisement Listing' tab, which is highlighted with a red border and contains the text 'Advertisement Listing' and 'Vaccines Available for Transfer'.

Advertisement Listing for Vaccines

Once the user is on Advertisement Listing they can then view **Available Advertisements** and those **Advertisements Posted by Your Facility**.

Orders and Transfers

[NEW TRANSFER](#)

[Inbound Orders & Transfers](#) [Outbound Transfers](#) [Advertisement Listing Vaccines Available for Transfer](#)

Available Advertisements

Vaccine	Lot # Exp. Date	Doses Available	Contact Info	Location	Date Advertised	Requested Doses
Dtap-Ipv Quadrace1™ 10 pack - SYRINGES NDC: 49281-0564-15 Funding: VFC	##### 11/09/2025	15	Contact Name Phone Number Email Address	Avondale, AZ 85392	06/25/2024	<input type="text"/>
Mmriv Proquad® 10 pack - VIALS NDC: 00006-4171-00 Funding: VFC	##### 03/12/2025	20	Contact Name Phone Number Email Address	Phoenix, AZ 85037	07/02/2024	<input type="text"/>

[CANCEL](#) [REQUEST TRANSFER](#)

Advertisements Posted by Your Facility

	Vaccine	Lot # Exp. Date	Doses Advertised	Quantity On Hand	Date Advertised
<input type="checkbox"/>	Dtap-Ipv Quadrace1™ 10 pack - SYRINGES NDC: 49281-0564-15 Funding: VFC	##### 11/09/2025	<input type="text" value="15"/>	78	06/25/2024
<input type="checkbox"/>	Dtap,Ipv,Hib,Hepb Vaxelis™ 10 pack - SYRINGES NDC: 63361-0243-15 Funding: VFC	##### 06/08/2026	<input type="text" value="50"/>	100	12/10/2024

[SELECT ALL](#) [DELETE SELECTED](#) [SAVE](#)

How to Request a Transfer in Vaccine Advertisement

To search for available vaccines navigate to **Advertisement Listing** in Orders and Transfers. To request available doses, type the amount requested in the Requested Doses box next to the appropriate vaccine and then select **Request Transfer**.

Orders and Transfers

NEW ORDER NEW TRANSFER ORDER SEARCH

Inbound Orders & Transfers Outbound Transfers Advertisement Listing Vaccines Available for Transfer

[Available Advertisements](#)

Vaccine	Lot # Exp. Date	Doses Available	Contact Info	Location	Date Advertised	Requested Doses
Dtap, Ipv, Hib, Hepb Vaxelis™ 10 pack - SYRINGES NDC: 63361-0243-15 Funding: VFC	U7623AA 12/08/2025	2			01/14/2025	<input type="text"/>
Meningococcal B, Recombinant Trumenba® 10 pack - SYRINGES NDC: 00005-0100-10 Funding: VFC	GH4067 08/31/2025	27			01/14/2025	<input type="text" value="27"/>

CANCEL REQUEST TRANSFER

Note: Authorized users will have access to a comprehensive list of all available vaccines across the state—please be mindful to select providers within reasonable proximity (Transport should not take longer than 30 minutes), avoiding selections from organizations/facilities located too far away.

How to Request a Transfer in Vaccine Advertisement

Select **Submit** on the pop-up to confirm the transfer.

The request then will have to be approved by the State Approver. Once the transfer is approved, the requesting facility is responsible for transporting the vaccines ensuring cold chain is maintained throughout transfer process.

[Advertisement Job Aid](#)

SUBMIT TRANSFER CONFIRMATION

meningococcal B, recombinant - Trumenba[®] - 27 dose(s) requested

CANCEL

SUBMIT



How to Post a Vaccine Advertisement

To advertise vaccines for transfer, select **NEW TRANSFER** from the **Orders & Transfers** page.

The screenshot displays the VOMS web application interface. At the top left is the VOMS logo, a colorful wheel with segments in orange, green, blue, and red. To its right is a search bar containing two filters: 'VOMS TEST' and 'TEST FACILITY', each with a close button (X). Below the search bar is a navigation sidebar on the left with the following items: 'Home', 'Inventory', 'Orders & Returns', 'Orders & Transfers' (highlighted with a red box), 'Returns', and 'Search History'. The main content area is titled 'Orders and Transfers' and features a 'NEW TRANSFER' button (highlighted with a red box and a red arrow) and an 'ORDER SEARCH' input field. Below these are three tabs: 'Inbound Orders & Transfers', 'Outbound Transfers', and 'Advertisement Listing Vaccines Available for Transfer'. At the bottom, a table header is visible with columns for 'Action', 'Type', and 'Order #', each with a dropdown arrow.

How to Post a Vaccine Advertisement

Toggle **TRANSFER** to **ADVERTISE** at the top of the page to choose from your available doses to advertise.

Enter the quantity of dose(s) to advertise in the **Advertise Quantity** column next to the appropriate vaccine. Add **Advertisement Reason**, and then select **Submit Advertisement**.

Posted vaccines will appear under Advertisement Listing.

TRANSFER ADVERTISE

Search Vaccines

Vaccine	Lot #	Exp Date	Available Quantity	Advertise Quantity	Advertise Reason
Rsv, Bivalent, Protein Subunit Rsvpref, Diluent Reconstituted, 0.5 MI, Pf Abrysvo™ (1 Pack, 1 Dose Kit) 1 pack - SYRINGES NDC: 00069-0344-01 Funding: PRVT	HP1193	04/30/2025	1	1	cannot use them
Hep A-Hep B Twinrix® 10 pack - SYRINGES NDC: 58160-0815-52 Funding: PRVT	H7RF2	01/17/2026	10	10	cannot use them

CANCEL SUBMIT ADVERTISEMENT

Future of VOMS 2.0



Future - *NEW* Universal Inventory Search

Search for a vaccine by name (e.g., "MMR"). Observe and use the predictive suggestions as you type. Notice how the system helps you find **vaccines** quickly.

Search / Add Inventory

Expired Expires < 120 Days

BEFORE

Search:

Vaccine: Facility:

Lot #: Funding Source: Product Name:

Status: All Active Inactive

Inactive Reason:

Search/Add Inventory Component

Search / Add Inventory

AFTER

Expired Expires < 60 Days

Hepatitis B, Pediatric/Adolescent
Engerix-B Pediatric/Adolescent Vaccine
Lot: 12345
NDC: 5816-0820-11
Facility: Main Clinic

Tdap, Tetanus, Diphtheria, Pertussis
Tdap Vaccine Adult
Lot: TDAP567
NDC: 5816-0842-11
Facility: West Branch

Future - *NEW* Inventory Transaction Report

Check order date, vaccine name, quantity, lot number, expiry date, funding source, and status.

RECENT INVENTORY TRANSACTIONS >

PRIORITY REASON AND ORDER COMMENTS >

Vaccine Order Details



VIEW ORDER HISTORY

Order Set: Custom Vac

Vaccine	Doses Used Last Month	Physical Inventory	Order Quantity	Approved Quantity	Denied Quantity	Backorder Quantity	ROQ Exception	Denial Reason
HPV9 ⓘ Product Details: Human Papillomavirus 9-valent Vaccine, Recombinant Package Details: 10 pack - VIALS NDC Unit of Use: 49281-0915 NDC Unit of Sale: 58 Funding: PUB	0	0	10	10				

🛒 ORDER HISTORY
✕

Facility: 1267 - Ministry of Sir Group B

🛒 Order History



Order Date	Vaccine	Qty Ordered	Lot Number	Exp Date	Funding	Status
12/15/2024	HPV9 - GARDASIL9 NDC: 00006-4119-03	50	GRD2024A1	08/15/2025	VFC	Received
11/28/2024	HPV9 - GARDASIL9 NDC: 00006-4119-03	75	GRD2024A2	07/20/2025	VFC	Received
11/02/2024	HPV9 - GARDASIL9 NDC: 00006-4119-03	100	-	-	PUB	Pending

EXPORT DATA

CLOSE

Future - *NEW* Inventory Transaction Report

Open **Inventory Details** and Review Usage Summary. Click on a **vaccine** name in the order history. Examine organization details, on-hand quantity, wastage, and usage efficiency

Vaccine	Doses Used Last Month	Physical Inventory	Order Quantity	Approved Quantity	Denied Quantity	Backorder Quantity	ROQ Exception	Denial Reason
Tdap  Product Details: Tetanus, Diphtheria, and Pertussis Vaccine Package Details: 5 pack - SYRINGES NDC Unit of Use: 49281-0510 NDC Unit of Sale: 15 Funding: PUB	0	0	0					
Influenza, Adjuvanted, Quadrivalent, PF  Product Details: Measles, Mumps, and Rubella Vaccine Package Details: 1 pack - VIALS NDC Unit of Use: 00006-4681 NDC Unit of Sale: 21 Funding: PRVT	0	0	0					

TDAP - INVENTORY DETAILS


Facility: 1267 - Ministry of Six Group B

Organization: 1001-Washington
 Facility: 1267 - Ministry of Six Group B
 PIN: N0008
 Funding Type: VFC
 Vaccine:
 HPV9, Human Papillomavirus
 Product Details: GARDASIL9 HPV Vaccine
 Package Details: 1 dose vial - SINGLE-DOSE
 NDC Code: HPV00006
 Display ID: HPV-4119

Report Date Range: 12/01/2024 - 12/15/2024
 Cold Storage In-Range Measurements: Yes

 **247** Doses On Hand
 **31** Total Wastage (90d)
 **92.6%** Usage Efficiency

Current Lot Information

Lot Number	Doses Available	Expiration Date	Status
GRD2024A1	125	08/15/2025	 Good



VOMS 2.0 Training Guide

VOMS 2.0 Job Aids

- [How to Reconcile Inventory in ASIIS \(VOMS 2.0\)](#)
- [How to Create an Order in ASIIS \(VOMS 2.0\)](#)
- [How to Receive an Order in ASIIS \(VOMS 2.0\)](#)
- [Lot History Feature \(VOMS 2.0\)](#)
- [Vaccine Returns for Wasted and Expired Doses \(VOMS 2.0\)](#)
- [How to Create and Receive Transfers in ASIIS \(VOMS 2.0\)](#)
- [Tips to Ensure Doses are Properly Accounted for in ASIIS \(VOMS 2.0\)](#)
- [Tips for Finding Missing and Overused Doses in ASIIS \(VOMS 2.0\)](#)
- [How to View Order Tracking Numbers \(VOMS 2.0\)](#)

Future of Patient Search & Management




Any questions?

sweetclipart.com



Mentimeter Feedback

[Menti.com](https://www.menti.com)



Continuing Education

If you would like to claim CE Credits:

**A QR Code will be displayed in
the MAIN HALL
at the end of the day**

The following CE credits are available:

CMEs for Physicians (Doctors, NPs, PAs)

CE Contact Hours for Nurses (RNs, LPNs)

CMEs for Medical Assistants

Certified Health Education Specialists CEs
(CHES)

Social Worker CEs (National Association of
Social Workers)

Pharmacy Continuing Education





ARIZONA

Thank you